

Section #4 Pictorial Table Of Contents















































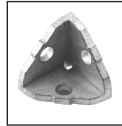


















<p>Legend Of Icons</p>  <p>Page 262</p>	<p>How To Order</p>  <p>Page 263</p>	<p>Bolt Pattern Dimensions</p>  <p>Page 264</p>	<p>Bolt Kit Tables</p>  <p>Pages 265-268</p>	<p>2 Hole Corner Brackets</p>  <p>Page 269</p>	<p>2 Hole Slotted Corner Brackets</p>  <p>Page 270</p>	<p>2 Hole Inside Corner Bracket</p>  <p>Page 270</p>
<p>2 Hole Inside Corner Bracket</p>  <p>Page 271</p>	<p>Cover Caps for Inside Corner Bracket</p>  <p>Page 271</p>	<p>2-Hole Inside Corner Brackets</p>  <p>Page 272</p>	<p>Cover Cap for Inside Corner Brackets</p>  <p>Page 272</p>	<p>2 Hole Transition Brackets</p>  <p>Page 273</p>	<p>3 Hole Corner Brackets</p>  <p>Page 274</p>	<p>3 Hole Slotted Corner Brackets</p>  <p>Page 274</p>
<p>4 Hole Corner Brackets</p>  <p>Pages 275-276</p>	<p>4 Hole Slotted Corner Brackets</p>  <p>Page 276</p>	<p>4 Hole Inside Corner Brackets</p>  <p>Page 277</p>	<p>4 Hole Inside Corner Brackets</p>  <p>Page 278</p>	<p>Cover Cap for Inside Corner Bracket</p>  <p>Page 278</p>	<p>4 Hole Transition Brackets</p>  <p>Pages 279-280</p>	<p>6 Hole Corner Brackets</p>  <p>Pages 281-283</p>
<p>6 Hole Slotted Corner Brackets</p>  <p>Page 282</p>	<p>8 Hole Transition Brackets</p>  <p>Page 284</p>	<p>8 Hole Corner Brackets</p>  <p>Page 285</p>	<p>9 Hole Slotted Corner Brackets</p>  <p>Page 285</p>	<p>10 Hole Corner Brackets</p>  <p>Page 286</p>	<p>12 Hole Corner Brackets</p>  <p>Pages 286-287</p>	<p>18 Hole Corner Brackets</p>  <p>Page 287</p>
<p>2, 4 & 8 Hole Corner Gussets</p>  <p>Pages 288-289</p>	<p>2 & 3 Hole Joining Strips</p>  <p>Page 290</p>	<p>4 Hole Joining Strips & Plates</p>  <p>Page 291</p>	<p>6 & 8 Hole Joining Plates</p>  <p>Page 292</p>	<p>4 & 5 Hole 90° Joining Plates</p>  <p>Page 293</p>	<p>6 Hole 90° Joining Plates</p>  <p>Page 294</p>	<p>7 Hole 90° Joining Plates</p>  <p>Page 295</p>

Table Of Contents Continued




Section #4 Pictorial Table Of Contents


9 Hole 90° Joining Plates  Page 296	10 Hole 90° Joining Plates  Page 296	12 Hole 90° Joining Plates  Page 297	Clamp Blocks  Page 297	Tee Joining Plates  Pages 298-301	Cross Joining Plates  Pages 302-303	15° Angle Joining Plates  Page 304
30° Angle Joining Plates  Page 305	45° Angle Joining Plates  Page 306	60° Angle Joining Plates  Page 307	Tri-Corner Connectors  Page 308	3 Way Corner Bracket  Page 309	Cover Cap for 3 Way Corner Bracket  Page 309	5 Hole "L" & "T" Joining Plates  Page 310
90° Inside Corner Connectors  Page 311	2 Hole Transition Strips  Pages 312-313	3 Hole Transition Strips  Pages 313-314	4 Hole Transition Strips  Pages 314-316	4 Hole Transition Plates  Page 315	6 Hole Transition Strips  Pages 316-317	8 Hole Transition Strips  Page 317
Pivot Joints  Page 318	3 Hole Pivot Plates  Pages 319-320	5 Hole Pivot Plates  Pages 320-321	Standard Pivot Nubs  Pages 321-322	Right Angle Pivot Nubs  Pages 323-324	Pivot Arms  Pages 324-325	Standard Pivot Assemblies  Pages 326-327
Right Angle Pivot Assemblies  Pages 328-329	45° Supports  Pages 330-331					

Legend for Icons

 This part is 10 Series compatible

 Design files for this part can be found on the 80/20® DVD (Design Software)

 This part can use double economy T-nuts (see bolt kit table P on page 268)

 This part can use triple economy T-nuts (see bolt kit table Q on page 268)

How to Order 80/20® Joining Plates

Ordering Joining Plates is a simple process; just list the part number, quantity, and a brief description of the plate (see order example below). Please note the recommended bolt assemblies called out for each plate. These assemblies are standard configurations of bolts and T-nuts to connect plates to profiles. If you choose to select your own bolt configurations, refer to pages 249-259 for bolt and T-nut options.

How To Order

Shipping Method: Ship To: _____
 Ordered By: Customer: _____
 Address: _____
 City / State: _____
 Attention: _____
 Tag: _____

Complete Address & Shipping Method Required... NO P.O. Box

Part Number	Quantity	Length	Description / Machining	Price/UOM	Ext. Price
1010	2	18.50"	7042 in A both ends	\$23	\$8.51
1515-Lite-145	5	145.00"	Full length profile	\$65.25	\$326.25
3060	4	40.00"	7029 one end	\$2.95	\$472.00
3030	4	36.00"	7050 style G in W, X both ends	\$1.50	\$216.00
CM01-051006	2		Custom bracket per drawing #1	\$23.00	\$46.00
2611	1	5.25 sf.	1/4" bronze polycarb 1 @ 18" x 40" w/ 7311 per drawing	\$10.40	\$54.60
7150	1		Cut plastic panels all sides < -48"	\$10.50	\$10.50
7042	4		10 Series anchor fastener counterbore	\$2.25	\$9.00
7005	2		Cut-to-length for 1010	\$1.95	\$3.90
7023	4		Cut-to-length for 3060	\$2.90	\$11.60
7030	4		Cut-to-length for 3030	\$2.60	\$10.40
7050	64		15 Series drill access hole	\$1.95	\$124.80
7029	4		5/16-18 tap service for 3060	\$15.20	\$60.80
7311	2		Anchor fastener notch for 10 Series	\$0.53	\$1.06
3380	32		15 Series 5/16-18 black zinc end fastener w/ screw	\$1.60	\$51.20
2114	16		Gray T-Slot covers for 10 Series	\$3.45	\$55.20
2050	8		End caps for 3030	\$1.85	\$14.80
3395	4		10 Series anchor fasteners	\$2.90	\$11.60
3279	5		15 Series 5/16-18 black zinc double economy T-nut	\$0.79	\$3.95
4132	12		2 hole inside corner gusset bracket	\$3.95	\$47.40
3393	24		10 Series 1/4-20 BHSCS & economy T-nut	\$0.40	\$9.60
TOTAL					\$1549.17

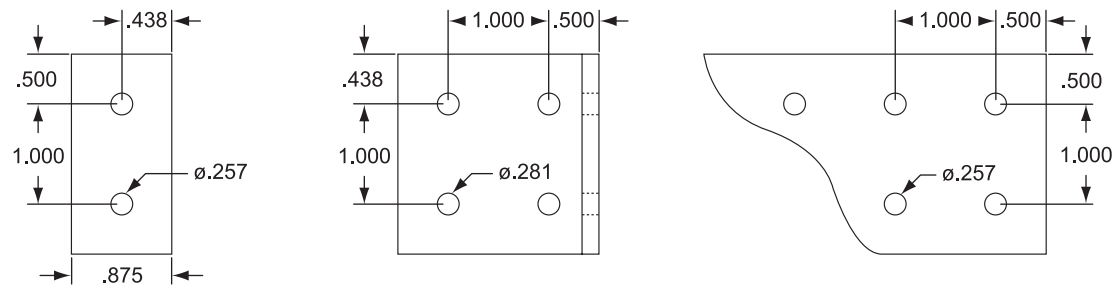
NOTE: Prices shown for illustration use only. Contact your distributor for a personalized quote.

Special Instructions: **Must be delivered for assembly by Friday!!!**

1 - Profiles = Pages 147-202 • 2 - Custom Parts = Pages 203-220 • 3 - Panels = Pages 349-432
 4 - Machining Services = Pages 559-608 • 5 - Accessories & Tools = Pages 433-456 & 549-558

10 Series Bolt Pattern Dimensions

The following standards for hole sizes and centerlines apply to most 10 Series joining plates and inside corner brackets.

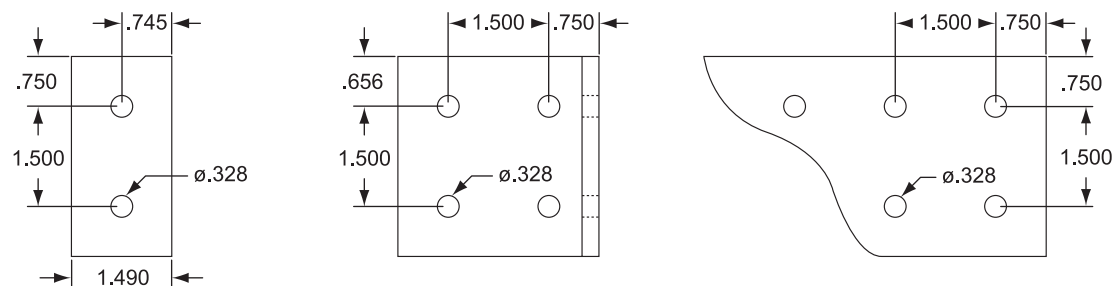


- Most 10 Series flat joining plates and strips are made of .188" thick 6105-T5 clear anodized aluminum with .257" diameter holes on 1" centerlines except where noted.
- Most 10 Series inside corner brackets and gussets are made of .188" thick 6105-T5 clear anodized aluminum with .281" diameter holes on 1" centerlines except where noted.

4

15 Series Bolt Pattern Dimensions

The following standards for hole sizes and centerlines apply to most 15 Series joining plates and inside corner brackets.



- Most 15 Series flat joining plates, strips, inside corner brackets and gussets are made of .25" thick 6105-T5 clear anodized aluminum with .328" diameter holes on 1.50" centerlines except where noted.

Bolt Kit Table A - To Mount 1/8" Plates (15 Series)

Thread	Finish	Nut Type	FBHSCS	BHSCS, Washer	SHCS	SHCS, Washer	T-Stud, Washer	Drop-In T-Stud w/ Washer
-	-	-	1/2"	5/8"	1/2"	5/8"	3/4"	3/4"
5/16-18	Black Zinc	Economy	3319	3435	3450	3462	-	-
	Black Zinc	Drop-In	3318	3437	3452	3464	-	-
	Black Zinc	Hex	-	-	-	-	3325	3476
	Bright Zinc	Hex	-	-	-	-	3745	-
	Stainless Steel	Economy	-	3620	3634	3699	-	-
Stainless Steel	Hex	-	-	-	-	3644	-	
-	-	-	-	16mm	12mm	16mm	20mm	-
M8 x 1.25	Bright Zinc	Economy	-	3830	3834	3874	-	-
	Bright Zinc	Drop-In	-	3832	3840	3878	-	-
	Bright Zinc	Hex	-	-	-	-	3889	-

Bolt Kit Table B - To Mount 3/16" Plates (15 Series)

Thread	Finish	Nut Type	BHSCS, Washer	SHCS	SHCS, Washer	T-Stud, Washer	Drop-In T-Stud w/ Washer
-	-	-	5/8"	5/8"	5/8"	3/4"	3/4"
5/16-18	Black Zinc	Economy	3435	3454	3462	-	-
	Black Zinc	Drop-In	3437	3456	3464	-	-
	Black Zinc	Hex	-	-	-	3325	3476
	Bright Zinc	Hex	-	-	-	3745	-
	Stainless Steel	Economy	3620	3636	3699	-	-
Stainless Steel	Hex	-	-	-	3644	-	
-	-	-	16mm	16mm	16mm	20mm	-
M8 x 1.25	Bright Zinc	Economy	3830	3864	3874	-	-
	Bright Zinc	Drop-In	3832	3865	3878	-	-
	Bright Zinc	Hex	-	-	-	3889	-

4

Bolt Kit Table C - To Mount 1/4" Plates (15 Series)

Thread	Finish	Nut Type	FBHSCS	BHSCS, Washer	SHCS	SHCS, Washer	T-Stud, Washer	Drop-In T-Stud w/ Washer
-	-	-	11/16"	3/4"	5/8"	3/4"	3/4"	3/4"
5/16-18	Black Zinc	Economy	3320	3439	3454	3466	-	-
	Black Zinc	Drop-In	3323	3441	3456	3468	-	-
	Black Zinc	Hex	-	-	-	-	3325	3476
	Bright Zinc	Hex	-	-	-	-	3745	-
	Stainless Steel	Economy	-	3630	3636	3640	-	-
Stainless Steel	Hex	-	-	-	-	3644	-	
-	-	-	-	20mm	16mm	20mm	20mm	-
M8 x 1.25	Bright Zinc	Economy	-	3870	3864	3816	-	-
	Bright Zinc	Drop-In	-	3872	3865	3817	-	-
	Bright Zinc	Hex	-	-	-	-	3889	-

Bolt Kit Table D - To Mount 1/2" Base Plates (15 Series)

Thread	Finish	Nut Type	BHSCS, Washer	SHCS	SHCS, Washer	T-Stud, Washer	Drop-In T-Stud w/ Washer
-	-	-	1"	7/8"	1"	1"	1"
5/16-18	Black Zinc	Economy	3443	3458	3470	-	-
	Black Zinc	Drop-In	3445	3460	3472	-	-
	Black Zinc	Hex	-	-	-	3150	3478
	Bright Zinc	Hex	-	-	-	3737	-
	Stainless Steel	Economy	3632	3638	3642	-	-
	Stainless Steel	Hex	-	-	-	3646	-
M8 x 1.25	Bright Zinc	Economy	3877	-	3887	-	-
	Bright Zinc	Drop-In	3886	-	3888	-	-
	Bright Zinc	Hex	-	-	-	3890	-

Bolt Kit Table E - To Mount 3/4" Base Plates (15 Series)

Thread	Finish	Nut Type	SHCS
-	-	-	7/8"
5/16-18	Black Zinc	Economy	3458
	Black Zinc	Drop-In	3460
	Stainless Steel	Economy	3638
-	-	-	20mm
M8 x 1.25	Bright Zinc	Economy	3899
	Bright Zinc	Drop-In	3869

Bolt Kit Table F - To Mount 1/8" Plates (10 Series)

Thread	Finish	Nut Type	FBHSCS	BHSCS, Washer	SHCS	SHCS, Washer
-	-	-	3/8"	1/2"	3/8"	1/2"
1/4-20	Black Zinc	Economy	3386	3398	3486	3495
	Black Zinc	Drop-In	3480	3399	3490	3496
-	-	-	-	12mm	-	12mm
M6 x 1.00	Bright Zinc	Drop-In	-	3824	-	3849

Bolt Kit Table G - To Mount 3/16" Plates (10 Series)

Thread	Finish	Nut Type	FBHSCS	BHSCS, Washer	SHCS	SHCS, Washer
-	-	-	1/2"	-	1/2"	-
1/4-20	Black Zinc	Economy	3321	3398	3491	3495
	Black Zinc	Drop-In	3481	3399	3492	3496
-	-	-	-	12mm	12mm	12mm
M6 x 1.00	Bright Zinc	Drop-In	-	3824	3833	3849

Bolt Kit Table H - To Mount 1/4" Plates (10 Series)

Thread	Finish	Nut Type	FBHSCS	BHSCS, Washer	SHCS	SHCS, Washer
1/4-20	-	-	1/2"	5/8"	1/2"	5/8"
	Black Zinc	Economy	3321	3482	3491	3497
	Black Zinc	Drop-In	3481	3484	3492	3498
M6 x 1.00	-	-	-	16mm	12mm	16mm
	Bright Zinc	Drop-In	-	3827	3833	3856

Bolt Kit Table J - To Mount 1/2" Plates (10 Series)

Thread	Finish	Nut Type	BHSCS, Washer	SHCS	SHCS, Washer
-	-	-	3/4"	3/4"	-
1/4-20	Black Zinc	Economy	3371	3304	-
	Black Zinc	Drop-In	3372	3397	-
-	-	-	20mm	20mm	20mm
M6 x 1.00	Bright Zinc	Drop-In	3850	3847	3855

Bolt Kit Table K - To Mount 1/2" Base Plates (10 Series)

Thread	Finish	Nut Type	SHCS
-	-	-	1/2"
1/4-20	Black Zinc	Economy	3491
	Black Zinc	Drop-In	3492
-	-	-	12mm
M6 x 1.00	Bright Zinc	Drop-In	3833

Bolt Kit Table L - To Mount 1/8" Inside Corner Brackets (10 Series)

Thread	Finish	Nut Type	FBHSCS	BHSCS, Washer
-	-	-	3/8"	1/2"
1/4-20	Black Zinc	Economy	3386	3398
	Black Zinc	Drop-In	3480	3399
-	-	-	-	12mm
M6 x 1.00	Bright Zinc	Drop-In	-	3824

Bolt Kit Table M - To Mount 3/16" Inside Corner Brackets (10 Series) ☒

Thread	Finish	Nut Type	BHSCS
-	-	-	1/2"
1/4-20	Black Zinc	Economy	3393
	Black Zinc	Drop-In	3394
-	-	-	12mm
M6 x 1.00	Bright Zinc	Drop-In	3867

Bolt Kit Table N - To Mount 1/4" Inside Corner Brackets (15 Series)

Thread	Finish	Nut Type	FBHSCS	BHSCS, Washer
-	-	-	11/16"	3/4"
5/16-18	Black Zinc	Economy	3320	3439
	Black Zinc	Drop-In	3323	3441
	Stainless Steel	Economy	-	3630
-	-	-	-	20mm
M8 x 1.25	Bright Zinc	Economy	-	3870
	Bright Zinc	Drop-In	-	3872

***Bolt Kit Table P - 10 Series (3/16") & 15 Series (1/4") Double Economy T-Nuts**

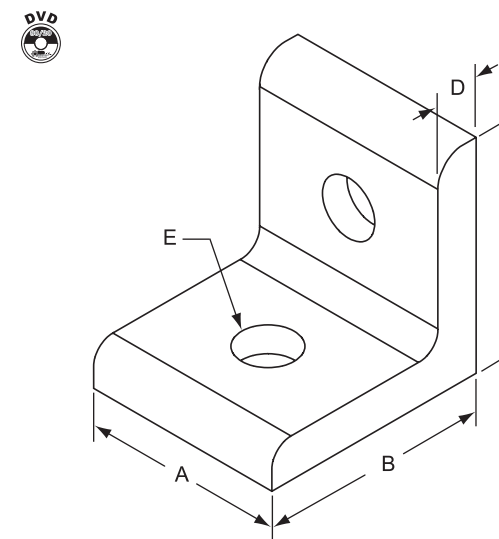
Thread	Finish	Nut Type	FBHSCS (2)	FBHSCS (2)	BHSCS (2) Washer (2)
-	-	-	1/2"	5/8"	-
1/4-20	Black Zinc	Economy	3356	-	-
5/16-18	Black Zinc	Economy	-	3355	-
-	-	-	-	-	20mm
M8 x 1.25	Black Zinc	Economy	-	-	3863

***Bolt Kit Table Q - 10 Series (3/16") & 15 Series (1/4") Triple Economy T-Nuts**

Thread	Finish	Nut Type	FBHSCS (3)	FBHSCS (3)
-	-	-	1/2"	5/8"
1/4-20	Black Zinc	Economy	3358	-
5/16-18	Black Zinc	Economy	-	3357

*Bolt kits are for 3/16" thick 10 Series & 1/4" thick 15 Series joining plates only. For thicker plates, select T-nuts and bolts from Section 3.

2 Hole 1/8" Inside Corner Bracket



10 Series Recommended Mounting Hardware:

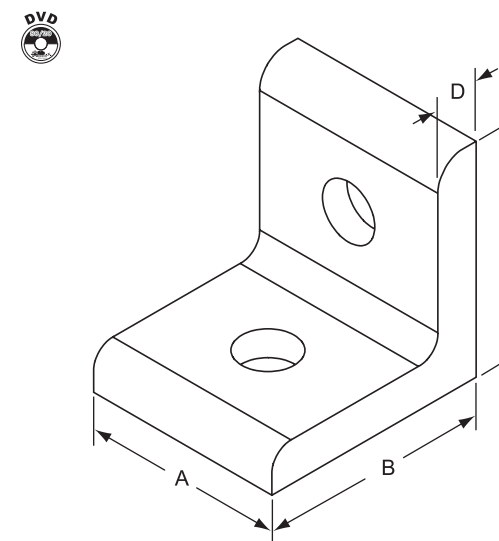
Part No.	Qty	Description
3386 ☒	2	1/4-20 x 3/8" FBHSCS & Econ T-Nut

For more 10 Series mounting hardware options, see Table L on page 165.

☒ = 10 Series Compatible Part

Part No.	A	B	C	D	E	Lbs.
4108 ☒	1.000	1.000	1.000	.125	ø.257	.020

2 Hole Inside Corner Bracket



10 Series Recommended Mounting Hardware:

Part No.	Qty	Description
3393 ☒	2	1/4-20 x 1/2" BHSCS & Econ T-Nut

For more 10 Series mounting hardware options, see Table M on page 165.

15 Series Recommended Mounting Hardware:


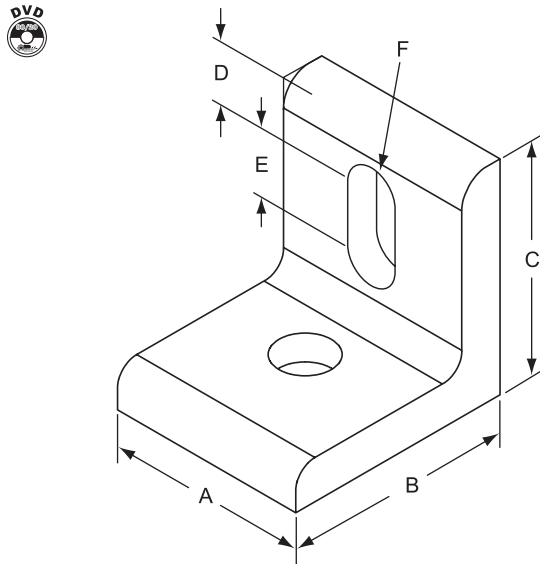
Part No.	Qty	Description
3320	2	5/16-18 x 11/16" FBHSCS & Econ T-Nut

For more 15 Series mounting hardware options, see Table N on page 166.

☒ = 10 Series Compatible Part

Part No.	A	B	C	D	Lbs.
4119 ☒	.875	1.000	1.000	.188	.025
4302	1.310	1.500	1.500	.250	.085

2 Hole Slotted Inside Corner Bracket



10 Series Recommended Mounting Hardware:

Part No.	Qty	Description
3321	2	1/4-20 x 1/2" FBHSCS & Econ T-Nut

For more 10 Series mounting hardware options, see Table M on page 165.

15 Series Recommended Mounting Hardware:

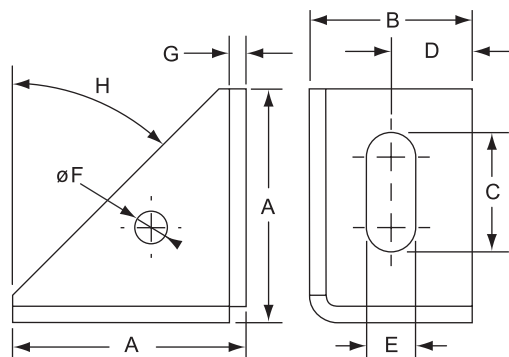
Part No.	Qty	Description
3320	2	5/16-18 x 1/16" FBHSCS & Econ T-Nut

For more 15 Series mounting hardware options, see Table N on page 166.

☒ = 10 Series Compatible Part

Part No.	A	B	C	D	E	F	Lbs.
4265	.875	1.000	1.000	.312	.188	ø.281	.025
4295	1.310	1.500	1.500	.500	.500	ø.328	.075

2 Hole Inside Corner Bracket
Steel, Zinc Plated




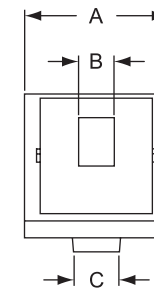
Recommended Mounting Hardware:

Part No.	Qty	Description	Compatibility Code*
3450	2	5/16-18 x 1/2 SHCS & Econ. T-nut	8-15
75-3624	2	M8 x 12mm SHCS & Slide In T-nut	8-40

Part No.	A	B	C	D	E	F	G	H	Lbs.	Compatibility Code*
14120	1.693	1.181	.866	.590	.354	.236	.118	45°	.09	8-15, 8-40

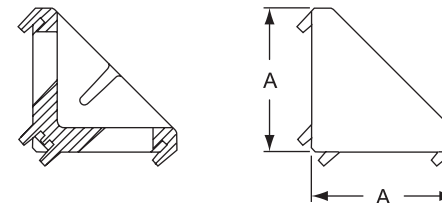
* See Compatibility Code information on page 152.

2 Hole Inside Corner Bracket
Die Cast Aluminum, Natural Finish



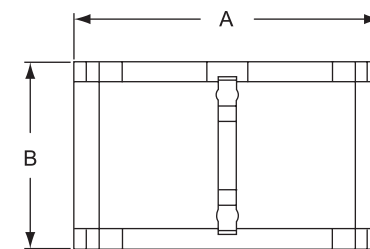
Recommended Mounting Hardware:

Part No.	Qty	Description	Compatibility Code*
75-3581	2	M5 x 8mm BSHCS & Econ. Slide-In T-nut	5-20
3457	2	10-32 x 3/8 SHCS & Econ. Slide-In T-nut	6-10
75-3401	2	M5 x 10mm SHCS & Econ. Slide-In T-nut	6-25



Part No.	A	B	C (Slot Tab)	Lbs.	Compatibility Code*
14059	.709	.209	None	.022	5-20, 6-10, 6-25
14060			.197		
14061			.236		

Cover Cap for Inside Corner Bracket
Fiberglass Reinforced Nylon, Black



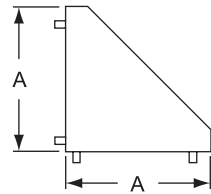
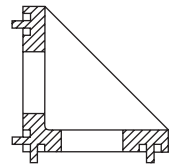
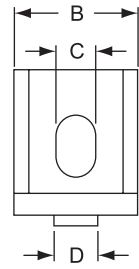
Fits brackets shown above

Part No.	A	B	C	Lbs.	Fits On	Compatibility Code*
12031	1.10	.693	.197	.005	14059, 14060, 14061	5-20, 6-10, 6-25

* See Compatibility Code information on page 152.

80/20® Inc.
The Industrial Erector Set®
THE STANDARD

2 Hole Inside Corner Bracket
Die Cast Zinc, Natural or Powder Coat



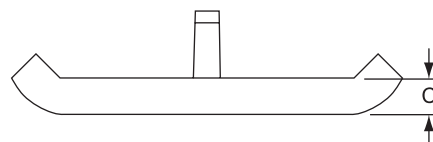
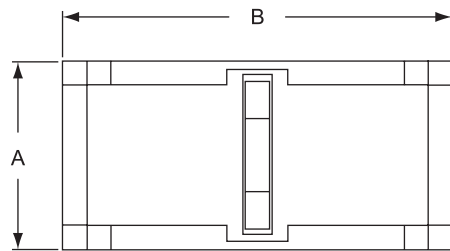
Recommended Mounting Hardware:

Part No.	Qty	Description	Compatibility Code*
3457	2	10-32 x 3/8 SHCS & Econ. Slide-In T-nut	6-10
75-3401	2	M5 x 10mm SHCS & Econ. Slide-In T-nut	6-25

Part No.	Finish	A	B	C	D (Slot Tab)	Lbs.	Compatibility Code*
14054	Powder Coat - Aluminum Color	.787	.669	.216	.236	.03	6-10, 6-25

4

Cover Cap for Inside Corner Bracket
Fiberglass Reinforced Nylon, Black


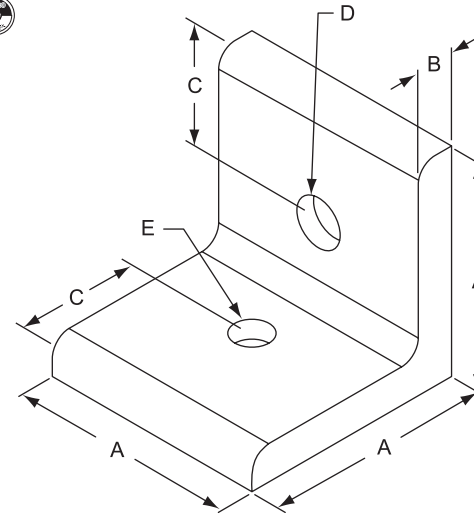


Fits bracket shown above

Part No.	A	B	C	Lbs.	Fits On	Compatibility Code*
12030	.610	1.260	.118	.010	14054	6-10, 6-25

* See Compatibility Code information on page 152.

2 Hole Lite Transition Inside Corner Bracket



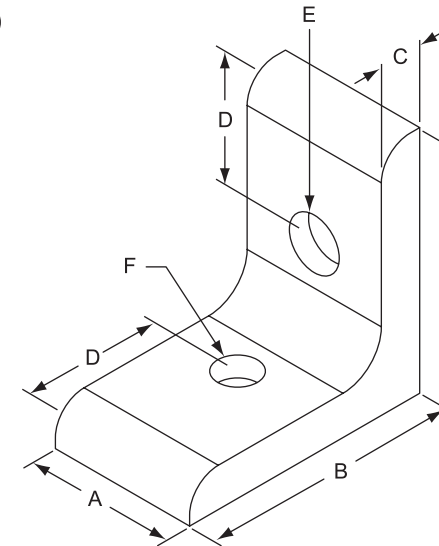
Joins 10 Series to 15 Series
T-Slotted Profiles

Recommended Mounting Hardware:

Part No.	Qty	Description
3386	1	1/4-20 x 3/8" BHSCS & Econ T-Nut
AND		
3319	1	5/16-18 x 1/2" FBHSCS & Econ T-Nut

Part No.	A	B	C	D	E	Lbs.
4509	1.000	.125	.500	ø.328	ø.257	.020

2 Hole Standard Transition Inside Corner Bracket



Joins 10 Series to 15 Series
T-Slotted Profiles


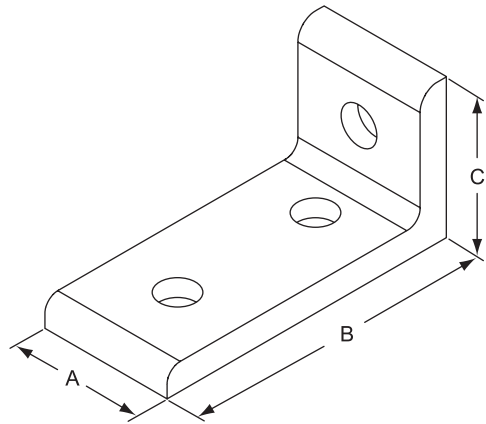
Recommended Mounting Hardware:

Part No.	Qty	Description
3321	1	1/4-20 x 1/2" FBHSCS & Econ T-Nut
AND		
3435	1	5/16-18 x 5/8" BHSCS, Washer & Econ T-Nut

Part No.	A	B	C	D	E	F	Lbs.
4503	.875	1.500	.188	.750	ø.328	ø.257	.045

4

3 Hole Inside Corner Bracket



10 Series Recommended Mounting Hardware:

Part No.	Qty	Description
3393 ☒	3	1/4-20 x 1/2" BHSCS & Econ T-Nut

For more 10 Series mounting hardware options, see Table M on page 165.

15 Series Recommended Mounting Hardware:

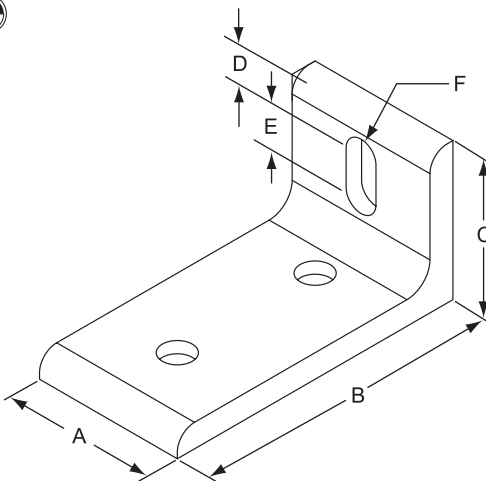
Part No.	Qty	Description
3320	3	5/16-18 x 11/16" FBHSCS & Econ T-Nut

For more 15 Series mounting hardware options, see Table N on page 166.

☒ = 10 Series Compatible Part

Part No.	A	B	C	Lbs.
4176 ☒	.875	2.000	1.000	.040
4376	1.310	3.000	1.500	.130

3 Hole Slotted Inside Corner Bracket



10 Series Recommended Mounting Hardware:

Part No.	Qty	Description
3321 ☒	3	1/4-20 x 1/2" FBHSCS & Econ T-Nut

For more 10 Series mounting hardware options, see Table M on page 165.

15 Series Recommended Mounting Hardware:

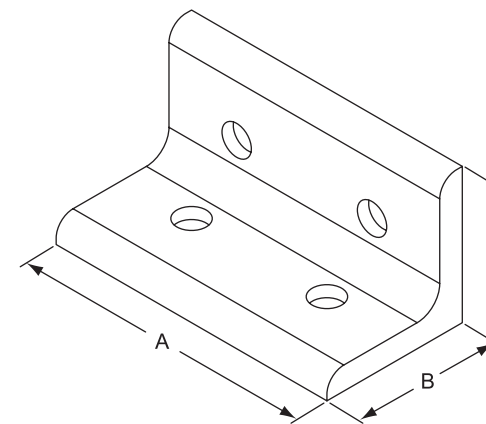
Part No.	Qty	Description
3320	3	5/16-18 x 11/16" FBHSCS & Econ T-Nut

For more 15 Series mounting hardware options, see Table N on page 166.

☒ = 10 Series Compatible Part

Part No.	A	B	C	D	E	F	Lbs.
4250 ☒	.875	2.000	1.000	.312	.188	ø.281	.040
4280	1.310	3.000	1.500	.500	.500	ø.328	.125

4 Hole Inside Corner Bracket



10 Series Recommended Mounting Hardware:

Part No.	Qty	Description
3393 ☒	4	1/4-20 x 1/2" BHSCS & Econ T-Nut

For more 10 Series mounting hardware options, see Table M on page 165.

15 Series Recommended Mounting Hardware:

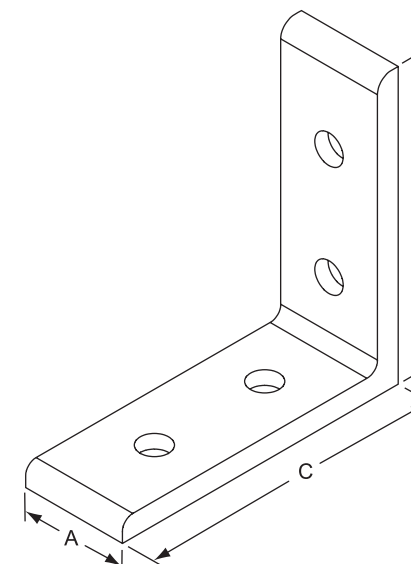
Part No.	Qty	Description
3320	4	5/16-18 x 11/16" FBHSCS & Econ T-Nut

For more 15 Series mounting hardware options, see Table N on page 166.

☒ = 10 Series Compatible Part

Part No.	A	B	C	Lbs.
4113 ☒	1.875	1.000	1.000	.055
4303	2.810	1.500	1.500	.175

4 Hole Inside Corner Bracket



10 Series Recommended Mounting Hardware:

Part No.	Qty	Description
3393 ☒	4	1/4-20 x 1/2" BHSCS & Econ T-Nut

For more 10 Series mounting hardware options, see Table M on page 165.

15 Series Recommended Mounting Hardware:

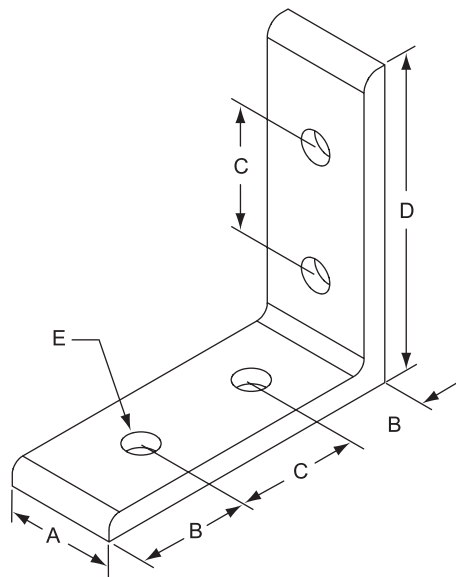
Part No.	Qty	Description
3320	4	5/16-18 x 11/16" FBHSCS & Econ T-Nut

For more 15 Series mounting hardware options, see Table N on page 166.

☒ = 10 Series Compatible Part

Part No.	A	B	C	Lbs.
4115 ☒	.875	2.000	2.000	.055
4301	1.310	3.000	3.000	.170

4 Hole 2.5" Inside Corner Bracket



10 Series Recommended Mounting Hardware:

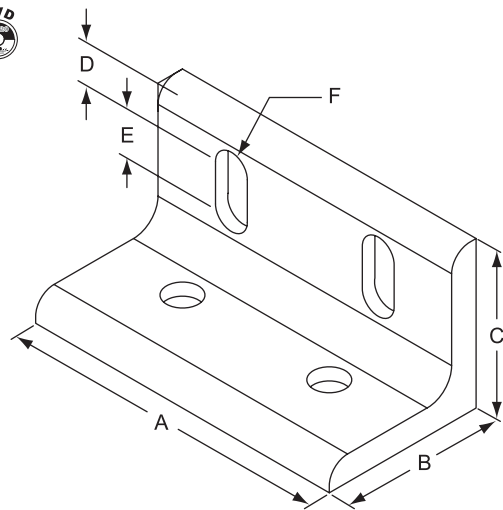
Part No.	Qty	Description
3321 ☒	4	1/4-20 x 1/2" FBHSCS & Econ T-Nut

For more 10 Series mounting hardware options, see Table M on page 165.

☒ = 10 Series Compatible Part

Part No.	A	B	C	D	E	Lbs.
4101 ☒	.875	.750	1.000	2.500	ø.257	.075

4 Hole Slotted Inside Corner Bracket



10 Series Recommended Mounting Hardware:

Part No.	Qty	Description
3321 ☒	4	1/4-20 x 1/2" FBHSCS & Econ T-Nut

For more 10 Series mounting hardware options, see Table M on page 165.

15 Series Recommended Mounting Hardware:


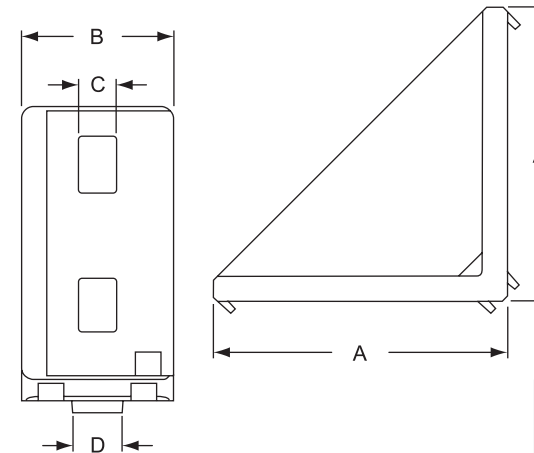
Part No.	Qty	Description
3320	4	5/16-18 x 1/16" FBHSCS & Econ T-Nut

For more 15 Series mounting hardware options, see Table N on page 166.

☒ = 10 Series Compatible Part

Part No.	A	B	C	D	E	F	Lbs.
4260 ☒	1.875	1.000	1.000	.312	.188	ø.281	.055
4290	2.810	1.500	1.500	.500	.500	ø.328	.165

4 Hole Inside Corner Bracket
Die Cast Aluminum, Natural Finish

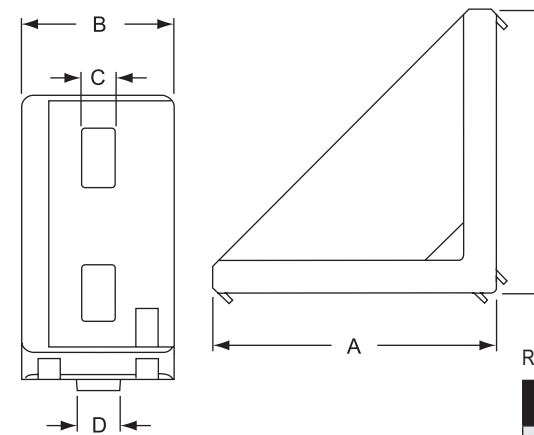


Recommended Mounting Hardware:

Part No.	Qty	Description	Compatibility Code*
3457	4	10-32 x 3/8 SHCS & Econ. Slide-In T-nut	6-10
75-3401	4	M5 x 10mm SHCS & Econ. Slide-In T-nut	6-25

Part No.	A	B	C	D (Slot Tab)	Lbs.	Compatibility Code*
14058	1.500	.708	.208	.236	.03	6-10, 6-25

4 Hole Inside Corner Bracket
Die Cast Aluminum, Natural Finish



Recommended Mounting Hardware:


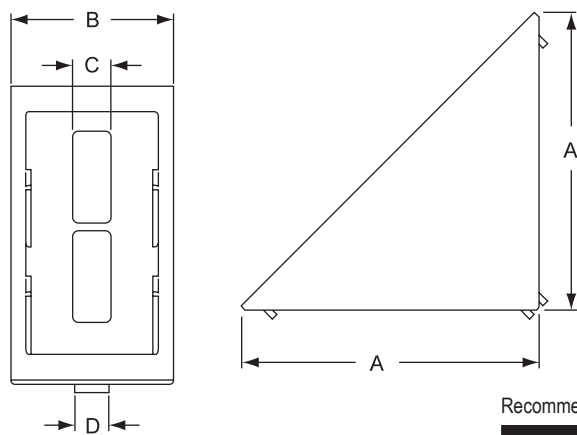
Part No.	Qty	Description	Compatibility Code*
3455	4	5/16-18 x 3/4 SHCS & Econ. Slide-In T-nut	8-15
75-3627	4	M8 x 18mm SHCS & Roll-In T-Nut	8-40

Part No.	A	B	C	D (Slot Tab)	Lbs.	Compatibility Code*
14080	2.99	1.49	.354	None	.27	8-15, 8-40
14081				.315		

* See Compatibility Code information on page 152.

80/20® Inc.
The Industrial Erector Set®
THE STANDARD

4 Hole Inside Corner Bracket
Die Cast Zinc, Natural or Powder Coat


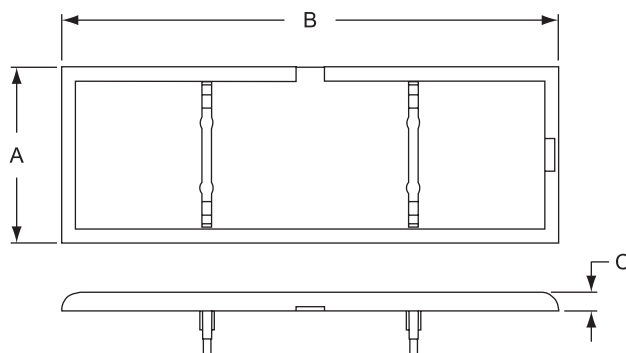


Recommended Mounting Hardware:

Part No.	Qty	Description	Compatibility Code*
3455	4	5/16-18 x 3/4 SHCS & Econ. Slide-In T-nut	8-15
75-3627	4	M8 x 20mm SHCS & Drop-In T-nut	8-40

Part No.	Finish	A	B	C	D (Slot Tab)	Lbs.	Compatibility Code*
14103	Natural	2.99	1.49	.354	None	.59	8-15, 8-40
14098	Powder Coat - Aluminum Color				None	.59	
14100	Natural				.315	.59	8-40
14099	Powder Coat - Aluminum Color				.315	.59	

Cover Cap for Inside Corner Bracket
Fiberglass Reinforced Nylon, Black




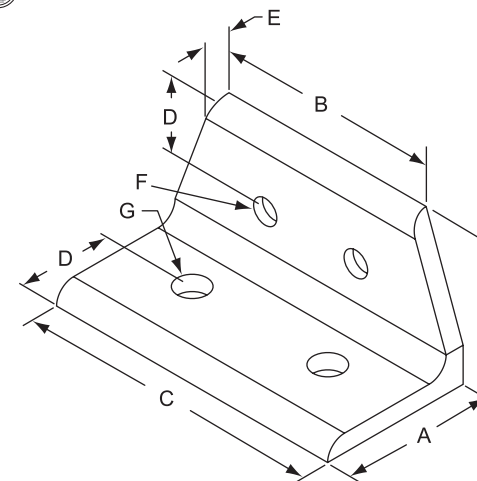
Fits brackets shown above

Part No.	A	B	C	Lbs.	Fits On	Compatibility Code*
12038	1.49	4.173	.157	.03	14103 14098	8-15, 8-40

* See Compatibility Code information on page 152.

Fractional

4 Hole Lite Double Wide Transition Inside Corner Bracket




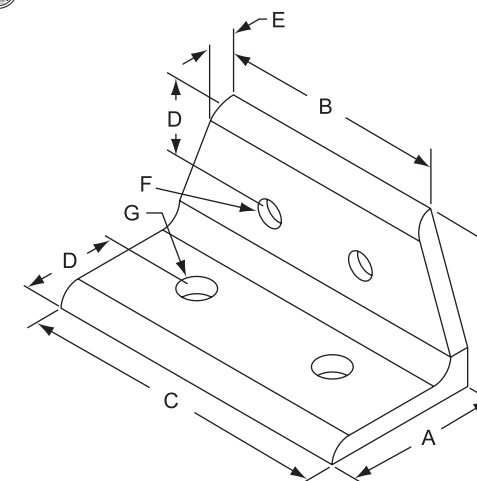
Joins 10 Series to 15 Series T-Slotted Profiles

Recommended Mounting Hardware:

Part No.	Qty	Description
3386	2	1/4-20 x 3/8" BHSCS & Econ T-Nut
AND		
3319	2	5/16-18 x 1/2" FBHSCS & Econ T-Nut

Part No.	A	B	C	D	E	F	G	Lbs.
4511	1.000	1.500	2.500	.500	.125	ø.257	ø.328	.040

4 Hole Standard Double Wide Transition Inside Corner Bracket



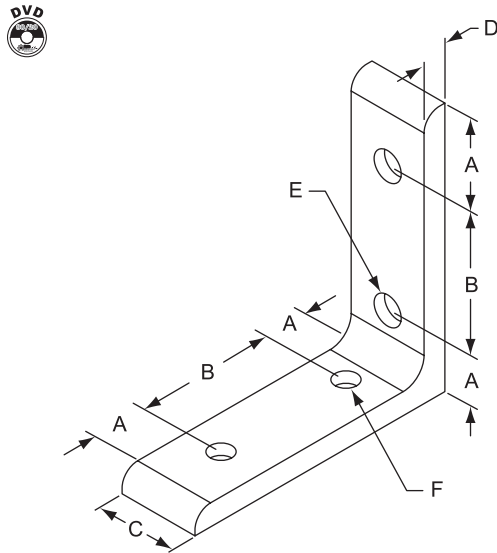
Joins 10 Series to 15 Series T-Slotted Profiles

Recommended Mounting Hardware:

Part No.	Qty	Description
3321	2	1/4-20 x 1/2" FBHSCS & Econ T-Nut
AND		
3435	2	5/16-18 x 5/8" BHSCS, Washer & Econ T-Nut

Part No.	A	B	C	D	E	F	G	Lbs.
4512	1.500	1.500	2.500	.750	.188	ø.257	ø.328	.055

4 Hole Transition Inside Corner Bracket




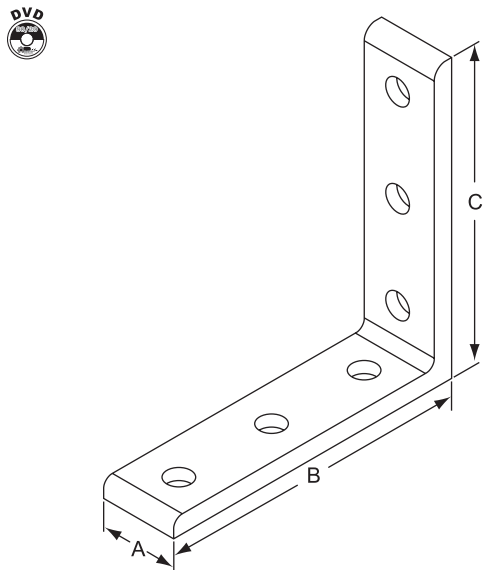
Joins 10 Series to 15 Series T-Slotted Profiles

Recommended Mounting Hardware: ☒ = 10 Series Compatible Part

Part No.	Qty	Description
3321 ☒	2	1/4-20 x 1/2" FBHSCS & Econ T-Nut
AND		
3320	2	5/16-18 x 1 1/16" FBHSCS & Econ T-Nut

Part No.	A	B	C	D	E	F	Lbs.
4504	.750	1.500	.875	.250	ø.328	ø.257	.115

6 Hole Inside Corner Bracket



10 Series Recommended Mounting Hardware:

Part No.	Qty	Description
3393 ☒	6	1/4-20 x 1/2" BHSCS & Econ T-Nut

For more 10 Series mounting hardware options, see Table M on page 165.

15 Series Recommended Mounting Hardware:

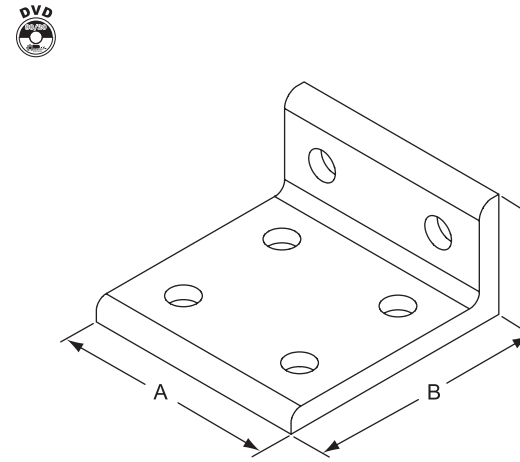
Part No.	Qty	Description
3320	6	5/16-18 x 1 1/16" FBHSCS & Econ T-Nut

For more 15 Series mounting hardware options, see Table N on page 166.

☒ = 10 Series Compatible Part

Part No.	A	B	C	Lbs.
4013 ☒	.875	3.000	3.000	.085
4413	1.310	4.500	4.500	.285

6 Hole Inside Corner Bracket



10 Series Recommended Mounting Hardware:

Part No.	Qty	Description
3393 ☒	6	1/4-20 x 1/2" BHSCS & Econ T-Nut

For more 10 Series mounting hardware options, see Table M on page 165.

15 Series Recommended Mounting Hardware:


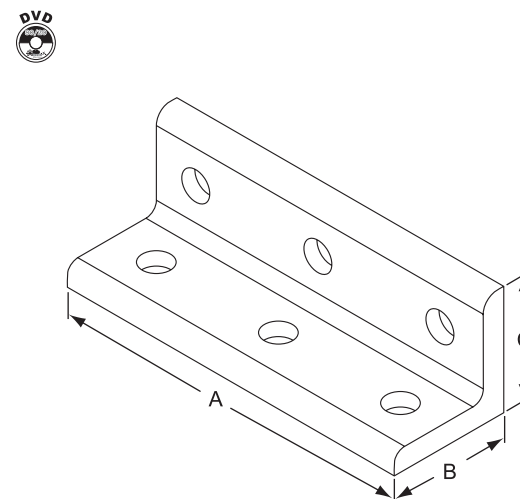
Part No.	Qty	Description
3320	6	5/16-18 x 1 1/16" FBHSCS & Econ T-Nut

For more 15 Series mounting hardware options, see Table N on page 166.

☒ = 10 Series Compatible Part

Part No.	A	B	C	Lbs.
4175 ☒	1.875	2.000	1.000	.085
4375	2.810	3.000	1.500	.275

6 Hole Inside Corner Bracket



10 Series Recommended Mounting Hardware:

Part No.	Qty	Description
3393 ☒	6	1/4-20 x 1/2" BHSCS & Econ T-Nut

For more 10 Series mounting hardware options, see Table M on page 165.

15 Series Recommended Mounting Hardware:

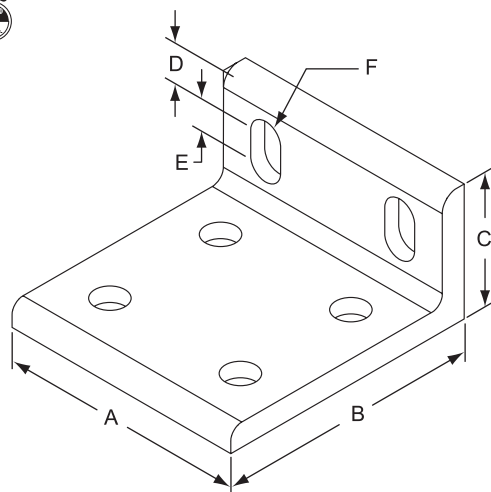
Part No.	Qty	Description
3320	6	5/16-18 x 1 1/16" FBHSCS & Econ T-Nut

For more 15 Series mounting hardware options, see Table N on page 166.

☒ = 10 Series Compatible Part

Part No.	A	B	C	Lbs.
4015 ☒	2.875	1.000	1.000	.085
4415	4.310	1.500	1.500	.265

6 Hole Slotted Inside Corner Bracket



10 Series Recommended Mounting Hardware:

Part No.	Qty	Description
3321 ☒	6	1/4-20 x 1/2" FBHSCS & Econ T-Nut

For more 10 Series mounting hardware options, see Table M on page 165.

15 Series Recommended Mounting Hardware:

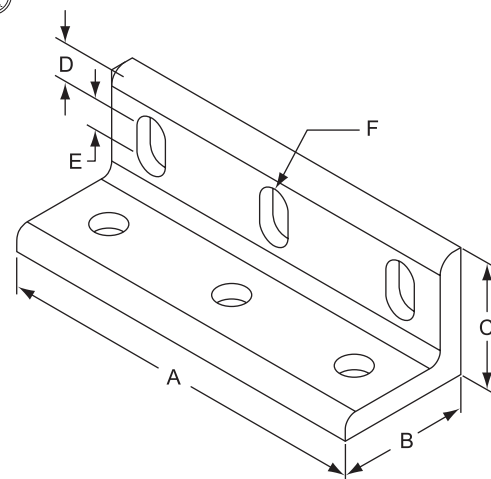
Part No.	Qty	Description
3320	6	5/16-18 x 1 1/16" FBHSCS & Econ T-Nut

For more 15 Series mounting hardware options, see Table N on page 166.

☒ = 10 Series Compatible Part

Part No.	A	B	C	D	E	F	Lbs.
4286 ☒	1.875	2.000	1.000	.312	.188	ø.281	.085
4285	2.810	3.000	1.500	.500	.500	ø.328	.265

6 Hole Slotted Inside Corner Bracket



10 Series Recommended Mounting Hardware:

Part No.	Qty	Description
3321 ☒	6	1/4-20 x 1/2" FBHSCS & Econ T-Nut

For more 10 Series mounting hardware options, see Table M on page 165.

15 Series Recommended Mounting Hardware:


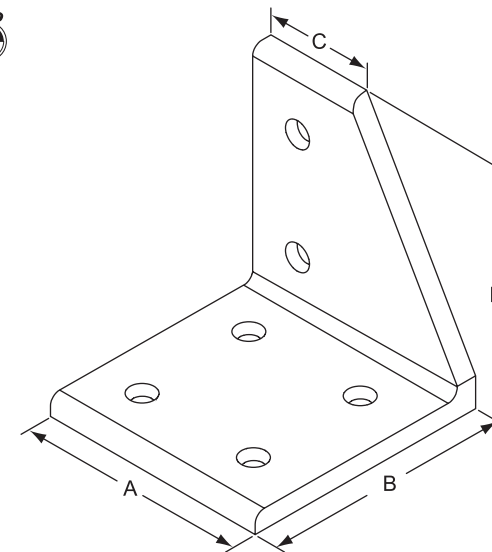
Part No.	Qty	Description
3320	6	5/16-18 x 1 1/16" FBHSCS & Econ T-Nut

For more 15 Series mounting hardware options, see Table N on page 166.

☒ = 10 Series Compatible Part

Part No.	A	B	C	D	E	F	Lbs.
4266 ☒	2.875	1.000	1.000	.312	.188	ø.281	.118
4296	4.310	1.500	1.500	.500	.500	ø.328	.255

6 Hole Left Inside Corner Bracket



10 Series Recommended Mounting Hardware:

Part No.	Qty	Description
3393 ☒	6	1/4-20 x 1/2" BHSCS & Econ T-Nut

For more 10 Series mounting hardware options, see Table M on page 165.

15 Series Recommended Mounting Hardware:


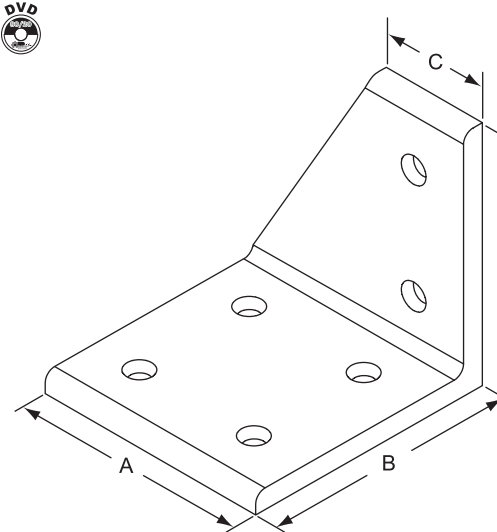
Part No.	Qty	Description
3320	6	5/16-18 x 1 1/16" FBHSCS & Econ T-Nut

For more 15 Series mounting hardware options, see Table N on page 166.

☒ = 10 Series Compatible Part

Part No.	A	B	C	Lbs.
4122 ☒	1.875	2.000	.938	.105
4309	2.810	3.000	1.310	.335

6 Hole Right Inside Corner Bracket



10 Series Recommended Mounting Hardware:

Part No.	Qty	Description
3393 ☒	6	1/4-20 x 1/2" BHSCS & Econ T-Nut

For more 10 Series mounting hardware options, see Table M on page 165.

15 Series Recommended Mounting Hardware:

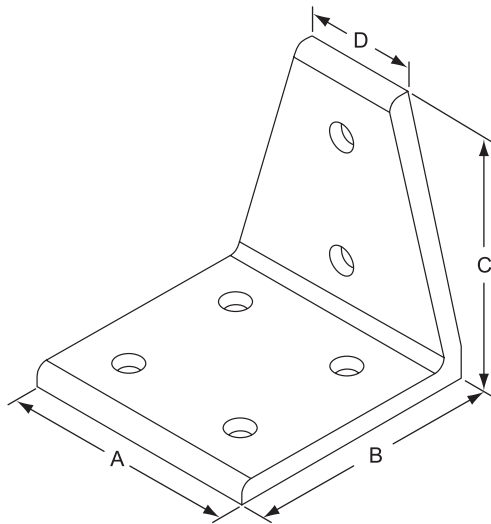
Part No.	Qty	Description
3320	6	5/16-18 x 1 1/16" FBHSCS & Econ T-Nut

For more 15 Series mounting hardware options, see Table N on page 166.

☒ = 10 Series Compatible Part

Part No.	A	B	C	Lbs.
4121 ☒	1.875	2.000	.938	.105
4308	2.810	3.000	1.310	.335

6 Hole Center Inside Corner Bracket



10 Series Recommended Mounting Hardware:

Part No.	Qty	Description
3393 ☒	6	1/4-20 x 1/2" BHSCS & Econ T-Nut

For more 10 Series mounting hardware options, see Table M on page 165.

15 Series Recommended Mounting Hardware:

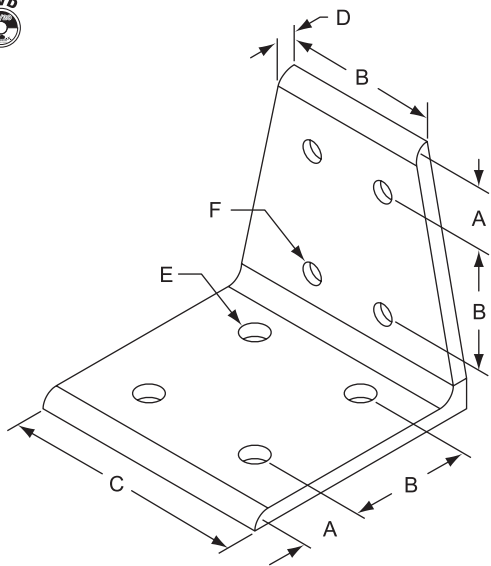
Part No.	Qty	Description
3320	6	5/16-18 x 1 1/16" FBHSCS & Econ T-Nut

For more 15 Series mounting hardware options, see Table N on page 166.

☒ = 10 Series Compatible Part

Part No.	A	B	C	D	Lbs.
4111 ☒	1.875	2.000	2.000	1.000	.105
4311	2.810	3.000	3.000	1.310	.335

8 Hole Double Wide Transition Inside Corner Bracket




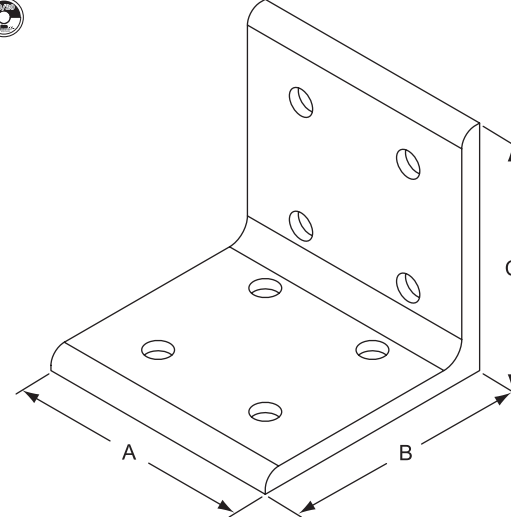
Joins 10 Series to 15 Series T-Slotted Profiles

Recommended Mounting Hardware: ☒ = 10 Series Compatible Part

Part No.	Qty	Description
3321 ☒	4	1/4-20 x 1/2" FBHSCS & Econ T-Nut
AND		
3320	4	5/16-18 x 1 1/16" FBHSCS & Econ T-Nut

Part No.	A	B	C	D	E	F	Lbs.
4513	.750	1.500	2.500	.250	ø.328	ø.257	.105

8 Hole Inside Corner Bracket



10 Series Recommended Mounting Hardware:

Part No.	Qty	Description
3393 ☒	8	1/4-20 x 1/2" BHSCS & Econ T-Nut

For more 10 Series mounting hardware options, see Table M on page 165.

15 Series Recommended Mounting Hardware:


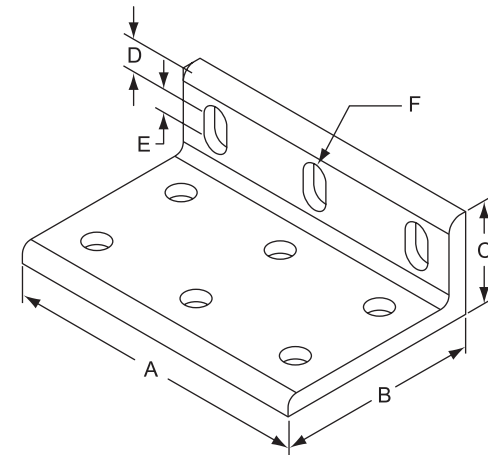
Part No.	Qty	Description
3320	8	5/16-18 x 1 1/16" FBHSCS & Econ T-Nut

For more 15 Series mounting hardware options, see Table N on page 166.

☒ = 10 Series Compatible Part

Part No.	A	B	C	Lbs.
4114 ☒	1.875	2.000	2.000	.120
4304	2.810	3.000	3.000	.365

9 Hole Slotted Inside Corner Bracket



10 Series Recommended Mounting Hardware:

Part No.	Qty	Description
3321 ☒	9	1/4-20 x 1/2" FBHSCS & Econ T-Nut

For more 10 Series mounting hardware options, see Table M on page 165.

15 Series Recommended Mounting Hardware:

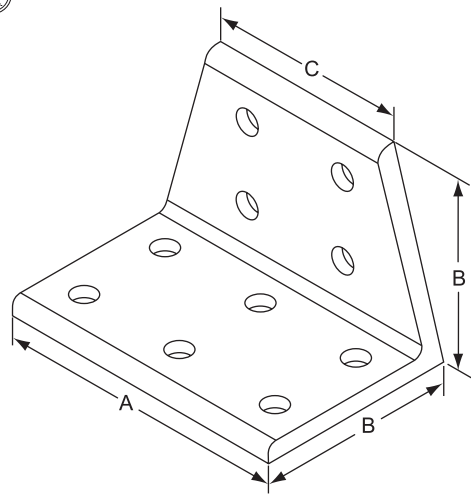
Part No.	Qty	Description
3320	9	5/16-18 x 1 1/16" FBHSCS & Econ T-Nut

For more 15 Series mounting hardware options, see Table N on page 166.

☒ = 10 Series Compatible Part

Part No.	A	B	C	D	E	F	Lbs.
4251 ☒	2.875	2.000	1.000	.312	.188	ø.281	.130
4281	4.310	3.000	1.500	.500	.500	ø.328	.405

10 Hole Center Inside Corner Bracket



10 Series Recommended Mounting Hardware:

Part No.	Qty	Description
3393 ☒	10	1/4-20 x 1/2" BHSCS & Econ T-Nut

For more 10 Series mounting hardware options, see Table M on page 165.

15 Series Recommended Mounting Hardware:

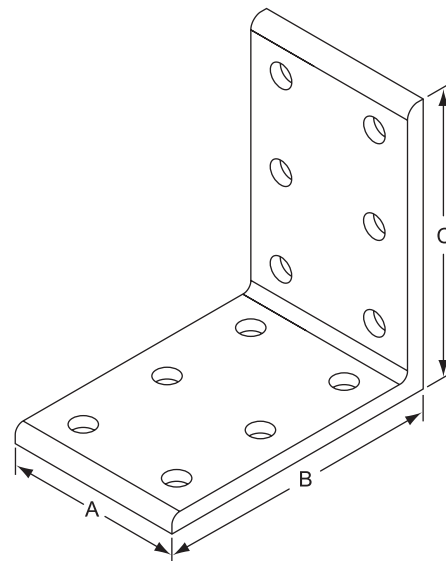
Part No.	Qty	Description
3320	10	5/16-18 x 11/16" FBHSCS & Econ T-Nut

For more 15 Series mounting hardware options, see Table N on page 166.

☒ = 10 Series Compatible Part

Part No.	A	B	C	Lbs.
4020 ☒	2.875	2.000	2.000	.160
4420	4.310	3.000	2.810	.450

12 Hole Inside Corner Bracket



10 Series Recommended Mounting Hardware:

Part No.	Qty	Description
3393 ☒	12	1/4-20 x 1/2" BHSCS & Econ T-Nut

For more 10 Series mounting hardware options, see Table M on page 165.

15 Series Recommended Mounting Hardware:

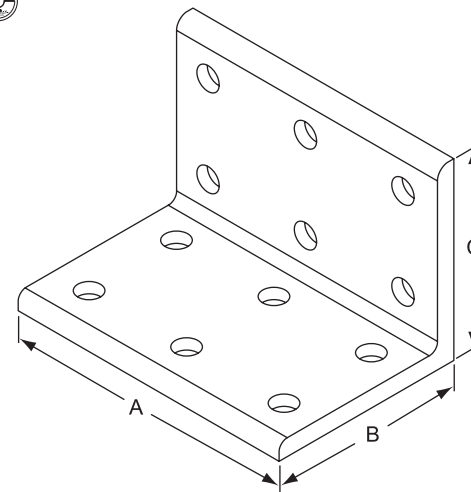
Part No.	Qty	Description
3320	12	5/16-18 x 11/16" FBHSCS & Econ T-Nut

For more 15 Series mounting hardware options, see Table N on page 166.

☒ = 10 Series Compatible Part

Part No.	A	B	C	Lbs.
4014 ☒	1.875	3.000	3.000	.176
4414	2.810	4.500	4.500	.575

12 Hole Inside Corner Bracket



10 Series Recommended Mounting Hardware:

Part No.	Qty	Description
3393 ☒	12	1/4-20 x 1/2" BHSCS & Econ T-Nut

For more 10 Series mounting hardware options, see Table M on page 165.

15 Series Recommended Mounting Hardware:

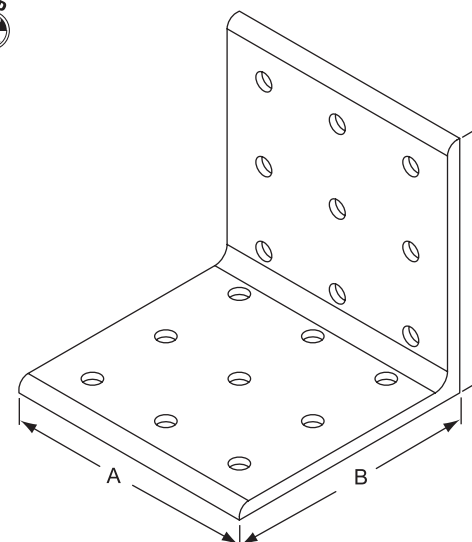
Part No.	Qty	Description
3320	12	5/16-18 x 11/16" FBHSCS & Econ T-Nut

For more 15 Series mounting hardware options, see Table N on page 166.

☒ = 10 Series Compatible Part

Part No.	A	B	C	Lbs.
4016 ☒	2.875	2.000	2.000	.175
4416	4.310	3.000	3.000	.560

18 Hole Inside Corner Bracket



10 Series Recommended Mounting Hardware:

Part No.	Qty	Description
3393 ☒	18	1/4-20 x 1/2" BHSCS & Econ T-Nut

For more 10 Series mounting hardware options, see Table M on page 165.

15 Series Recommended Mounting Hardware:


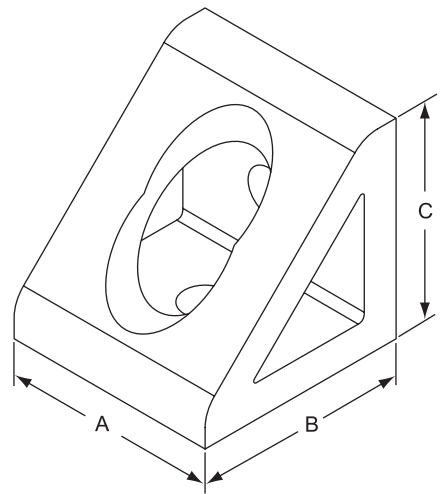
Part No.	Qty	Description
3320	18	5/16-18 x 11/16" FBHSCS & Econ T-Nut

For more 15 Series mounting hardware options, see Table N on page 166.

☒ = 10 Series Compatible Part

Part No.	A	B	C	Lbs.
4017 ☒	2.875	3.000	3.000	.265
4417	4.310	4.500	4.500	.865

2 Hole Inside Gusset Corner Bracket



10 Series Recommended Mounting Hardware:

Part No.	Qty	Description
3393 ☒	2	1/4-20 x 1/2" BHSCS & Econ T-Nut

For more 10 Series mounting hardware options, see Table M on page 165.

15 Series Recommended Mounting Hardware:

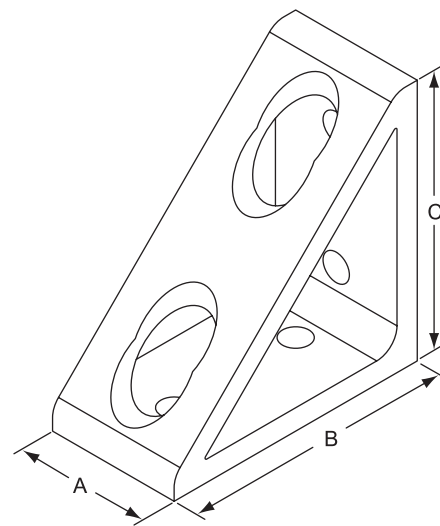
Part No.	Qty	Description
3320	2	5/16-18 x 1 1/16" FBHSCS & Econ T-Nut

For more 15 Series mounting hardware options, see Table N on page 166.

☒ = 10 Series Compatible Part

Part No.	A	B	C	Lbs.
4132 ☒	.875	1.000	1.000	.041
4332	1.310	1.500	1.500	.125

4 Hole Inside Gusset Corner Bracket



10 Series Recommended Mounting Hardware:

Part No.	Qty	Description
3393 ☒	4	1/4-20 x 1/2" BHSCS & Econ T-Nut

For more 10 Series mounting hardware options, see Table M on page 165.

15 Series Recommended Mounting Hardware:

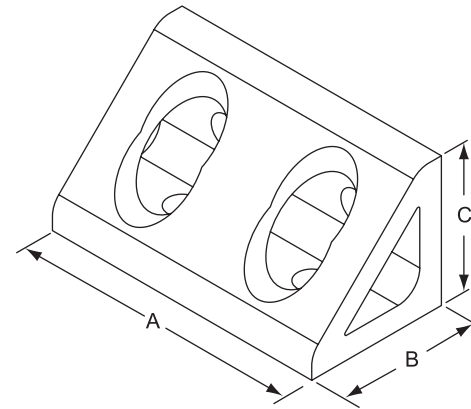
Part No.	Qty	Description
3320	4	5/16-18 x 1 1/16" FBHSCS & Econ T-Nut

For more 15 Series mounting hardware options, see Table N on page 166.

☒ = 10 Series Compatible Part

Part No.	A	B	C	Lbs.
4136 ☒	.875	2.000	2.000	.092
4336	1.310	3.000	3.000	.275

4 Hole Inside Gusset Corner Bracket



10 Series Recommended Mounting Hardware:

Part No.	Qty	Description
3393 ☒	4	1/4-20 x 1/2" BHSCS & Econ T-Nut

For more 10 Series mounting hardware options, see Table M on page 165.

15 Series Recommended Mounting Hardware:

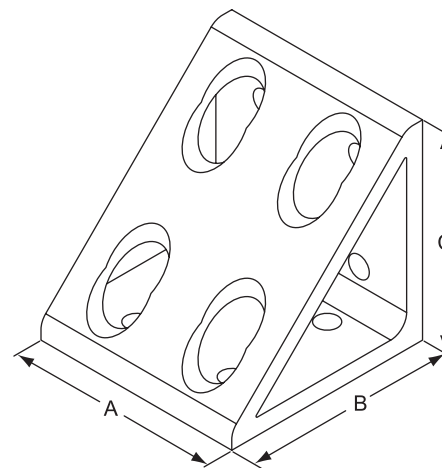
Part No.	Qty	Description
3320	4	5/16-18 x 1 1/16" FBHSCS & Econ T-Nut

For more 15 Series mounting hardware options, see Table N on page 166.

☒ = 10 Series Compatible Part

Part No.	A	B	C	Lbs.
4134 ☒	1.875	1.000	1.000	.081
4334	2.810	1.500	1.500	.246

8 Hole Inside Gusset Corner Bracket



10 Series Recommended Mounting Hardware:

Part No.	Qty	Description
3393 ☒	8	1/4-20 x 1/2" BHSCS & Econ T-Nut

For more 10 Series mounting hardware options, see Table M on page 165.

15 Series Recommended Mounting Hardware:


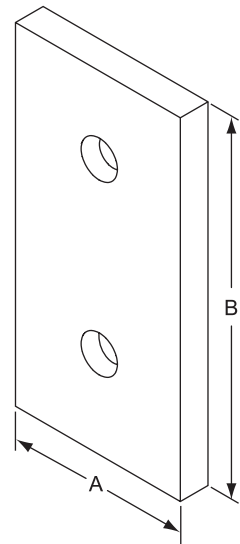
Part No.	Qty	Description
3320	8	5/16-18 x 1 1/16" FBHSCS & Econ T-Nut

For more 15 Series mounting hardware options, see Table N on page 166.

☒ = 10 Series Compatible Part

Part No.	A	B	C	Lbs.
4138 ☒	1.875	2.000	2.000	.184
4338	2.810	3.000	3.000	.551

2 Hole Joining Strip



10 Series Recommended Mounting Hardware:

Part No.	Qty	Description
3321 ☒	2	1/4-20 x 1/2" FBHSCS & Econ T-Nut

For more 10 Series mounting hardware options, see Table G on page 164.

15 Series Recommended Mounting Hardware:


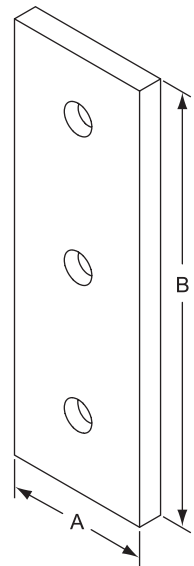
Part No.	Qty	Description
3320	2	5/16-18 x 1 1/16" FBHSCS & Econ T-Nut
OR		
3325	2	5/16-18 x 3/4" Econ. T-Slot Stud, Washer, Hex Nut

For more 15 Series mounting hardware options, see Table C on page 163.

☒ = 10 Series Compatible Part

Part No.	A	B	Lbs.
4107 ☒	.875	2.000	.030
4307	1.490	3.000	.105

3 Hole Joining Strip



10 Series Recommended Mounting Hardware:

Part No.	Qty	Description
3321 ☒	3	1/4-20 x 1/2" FBHSCS & Econ T-Nut

For more 10 Series mounting hardware options, see Table G on page 164.

15 Series Recommended Mounting Hardware:

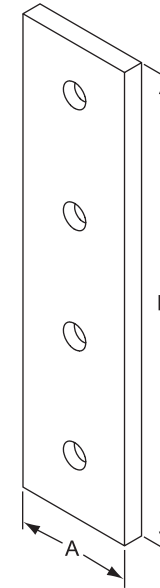
Part No.	Qty	Description
3320	3	5/16-18 x 1 1/16" FBHSCS & Econ T-Nut
OR		
3325	3	5/16-18 x 3/4" Econ. T-Slot Stud, Washer, Hex Nut

For more 15 Series mounting hardware options, see Table C on page 163.

☒ = 10 Series Compatible Part

Part No.	A	B	Lbs.
4118 ☒	.875	3.000	.045
4306	1.490	4.500	.160

4 Hole Joining Strip



10 Series Recommended Mounting Hardware:

Part No.	Qty	Description
3321 ☒	4	1/4-20 x 1/2" FBHSCS & Econ T-Nut

For more 10 Series mounting hardware options, see Table G on page 164.

15 Series Recommended Mounting Hardware:


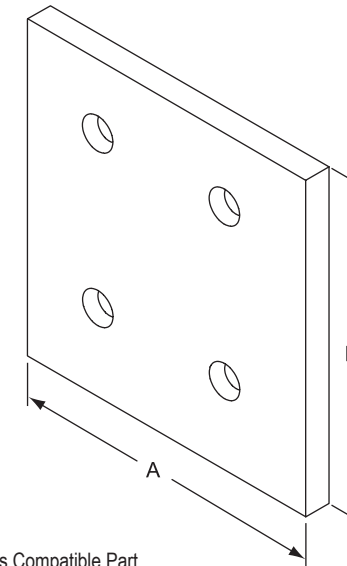
Part No.	Qty	Description
3320	4	5/16-18 x 1 1/16" FBHSCS & Econ T-Nut
OR		
3325	4	5/16-18 x 3/4" Econ. T-Slot Stud, Washer, Hex Nut

For more 15 Series mounting hardware options, see Table C on page 163.

☒ = 10 Series Compatible Part

Part No.	A	B	Lbs.
4117 ☒	.875	4.000	.060
4305	1.490	6.000	.215

4 Hole Joining Plate



10 Series Recommended Mounting Hardware:

Part No.	Qty	Description
3321 ☒	4	1/4-20 x 1/2" FBHSCS & Econ T-Nut

For more 10 Series mounting hardware options, see Table G on page 164.

15 Series Recommended Mounting Hardware:


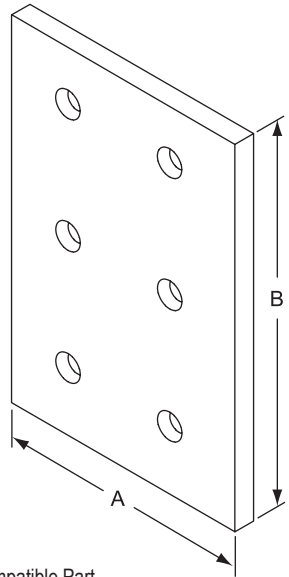
Part No.	Qty	Description
3320	4	5/16-18 x 1 1/16" FBHSCS & Econ T-Nut
OR		
3325	4	5/16-18 x 3/4" Econ. T-Slot Stud, Washer, Hex Nut

For more 15 Series mounting hardware options, see Table C on page 163.

☒ = 10 Series Compatible Part

Part No.	A	B	Lbs.
4167 ☒	2.000	2.000	.075
4367	3.000	3.000	.210

6 Hole Joining Plate



10 Series Recommended Mounting Hardware:

Part No.	Qty	Description
3321 ☒	6	1/4-20 x 1/2" FBHSCS & Econ T-Nut

For more 10 Series mounting hardware options, see Table G on page 164.

15 Series Recommended Mounting Hardware:


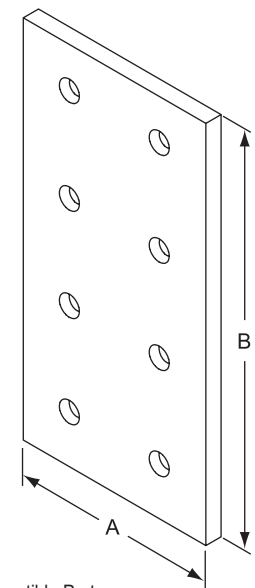
Part No.	Qty	Description
3320	6	5/16-18 x 11/16" FBHSCS & Econ T-Nut
OR		
3325	6	5/16-18 x 3/4" Econ. T-Slot Stud, Washer, Hex Nut

For more 15 Series mounting hardware options, see Table C on page 163.

☒ = 10 Series Compatible Part

Part No.	A	B	Lbs.
4166 ☒	2.000	3.000	.105
4366	3.000	4.500	.320

8 Hole Joining Plate



10 Series Recommended Mounting Hardware:

Part No.	Qty	Description
3321 ☒	8	1/4-20 x 1/2" FBHSCS & Econ T-Nut

For more 10 Series mounting hardware options, see Table G on page 164.

15 Series Recommended Mounting Hardware:


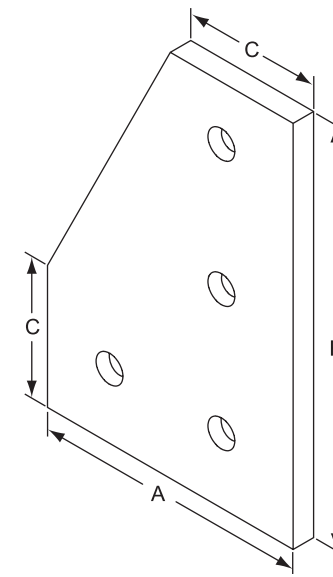
Part No.	Qty	Description
3320	8	5/16-18 x 11/16" FBHSCS & Econ T-Nut
OR		
3325	8	5/16-18 x 3/4" Econ. T-Slot Stud, Washer, Hex Nut

For more 15 Series mounting hardware options, see Table C on page 163.

☒ = 10 Series Compatible Part

Part No.	A	B	Lbs.
4165 ☒	2.000	4.000	.140
4365	3.000	6.000	.425

4 Hole 90° Joining Plate



10 Series Recommended Mounting Hardware:

Part No.	Qty	Description
3321 ☒	4	1/4-20 x 1/2" FBHSCS & Econ T-Nut

For more 10 Series mounting hardware options, see Table G on page 164.

15 Series Recommended Mounting Hardware:

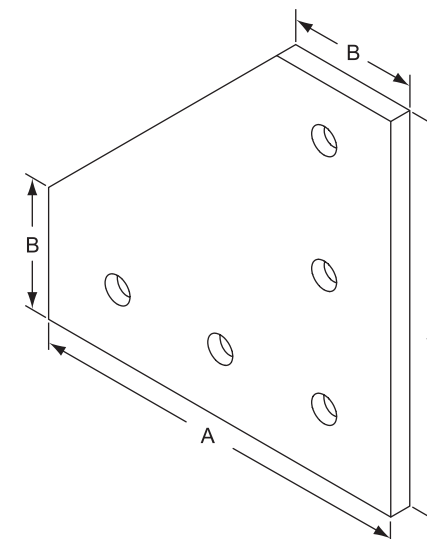
Part No.	Qty	Description
3320	4	5/16-18 x 11/16" FBHSCS & Econ T-Nut
OR		
3325	4	5/16-18 x 3/4" Econ. T-Slot Stud, Washer, Hex Nut

For more 15 Series mounting hardware options, see Table C on page 163.

☒ = 10 Series Compatible Part

Part No.	A	B	C	Lbs.
4150 ☒	2.000	3.000	1.000	.090
4350	3.000	4.500	1.500	.260

5 Hole 90° Joining Plate



10 Series Recommended Mounting Hardware:

Part No.	Qty	Description
3321 ☒	5	1/4-20 x 1/2" FBHSCS & Econ T-Nut

For more 10 Series mounting hardware options, see Table G on page 164.

15 Series Recommended Mounting Hardware:

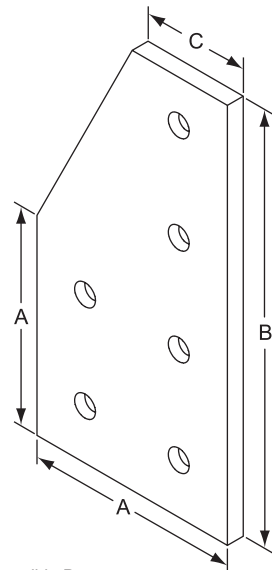
Part No.	Qty	Description
3320	5	5/16-18 x 11/16" FBHSCS & Econ T-Nut
OR		
3325	5	5/16-18 x 3/4" Econ. T-Slot Stud, Washer, Hex Nut

For more 15 Series mounting hardware options, see Table C on page 163.

☒ = 10 Series Compatible Part

Part No.	A	B	Lbs.
4151 ☒	3.000	1.000	.125
4351	4.500	1.500	.370

6 Hole 90° Joining Plate



10 Series Recommended Mounting Hardware:

Part No.	Qty	Description
3321 ☒	6	1/4-20 x 1/2" FBHSCS & Econ T-Nut

For more 10 Series mounting hardware options, see Table G on page 164.

15 Series Recommended Mounting Hardware:

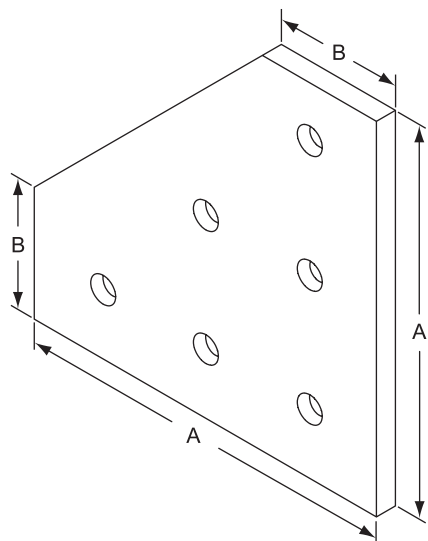
Part No.	Qty	Description
3320	6	5/16-18 x 1 1/16" FBHSCS & Econ T-Nut
OR		
3325	6	5/16-18 x 3/4" Econ. T-Slot Stud, Washer, Hex Nut

For more 15 Series mounting hardware options, see Table C on page 163.

☒ = 10 Series Compatible Part

Part No.	A	B	C	Lbs.
4120 ☒	2.000	4.000	1.000	.120
4320	3.000	6.000	1.500	.370

6 Hole 90° Joining Plate



10 Series Recommended Mounting Hardware:

Part No.	Qty	Description
3321 ☒	6	1/4-20 x 1/2" FBHSCS & Econ T-Nut

For more 10 Series mounting hardware options, see Table G on page 164.

15 Series Recommended Mounting Hardware:


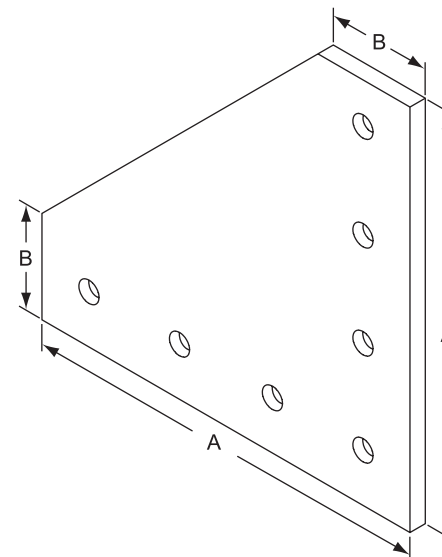
Part No.	Qty	Description
3320	6	5/16-18 x 1 1/16" FBHSCS & Econ T-Nut
OR		
3325	6	5/16-18 x 3/4" Econ. T-Slot Stud, Washer, Hex Nut

For more 15 Series mounting hardware options, see Table C on page 163.

☒ = 10 Series Compatible Part

Part No.	A	B	Lbs.
4061 ☒	3.000	1.000	.125
4461	4.500	1.500	.370

7 Hole 90° Joining Plate



10 Series Recommended Mounting Hardware:

Part No.	Qty	Description
3321 ☒	7	1/4-20 x 1/2" FBHSCS & Econ T-Nut

For more 10 Series mounting hardware options, see Table G on page 164.

15 Series Recommended Mounting Hardware:

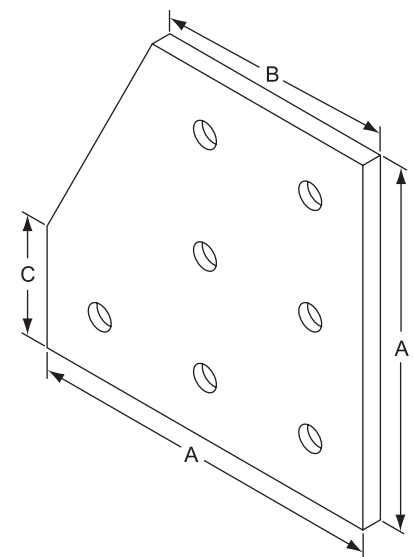
Part No.	Qty	Description
3320	7	5/16-18 x 1 1/16" FBHSCS & Econ T-Nut
OR		
3325	7	5/16-18 x 3/4" Econ. T-Slot Stud, Washer, Hex Nut

For more 15 Series mounting hardware options, see Table C on page 163.

☒ = 10 Series Compatible Part

Part No.	A	B	Lbs.
4152 ☒	4.000	1.000	.200
4352	6.000	1.500	.615

7 Hole 90° Joining Plate



10 Series Recommended Mounting Hardware:

Part No.	Qty	Description
3321 ☒	7	1/4-20 x 1/2" FBHSCS & Econ T-Nut

For more 10 Series mounting hardware options, see Table G on page 164.

15 Series Recommended Mounting Hardware:

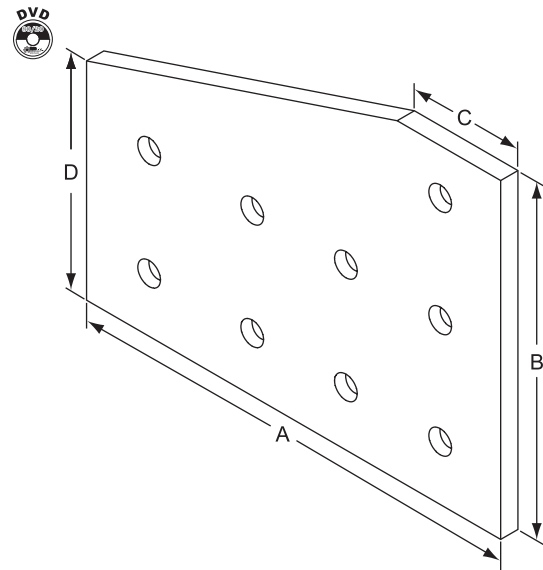
Part No.	Qty	Description
3320	7	5/16-18 x 1 1/16" FBHSCS & Econ T-Nut
OR		
3325	7	5/16-18 x 3/4" Econ. T-Slot Stud, Washer, Hex Nut

For more 15 Series mounting hardware options, see Table C on page 163.

☒ = 10 Series Compatible Part

Part No.	A	B	C	Lbs.
4129 ☒	3.000	2.000	1.000	.135
4329	4.500	3.000	1.500	.415

9 Hole 90° Joining Plate



10 Series Recommended Mounting Hardware:

Part No.	Qty	Description
3321	9	1/4-20 x 1/2" FBHSCS & Econ T-Nut

For more 10 Series mounting hardware options, see Table G on page 164.

15 Series Recommended Mounting Hardware:

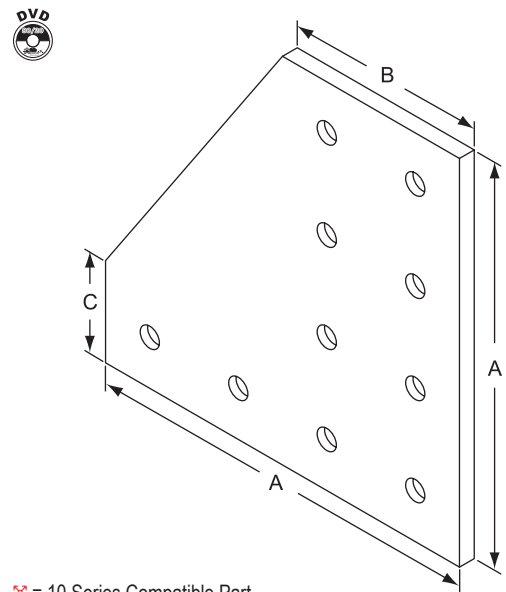
Part No.	Qty	Description
3320	9	5/16-18 x 1 1/16" FBHSCS & Econ T-Nut
OR		
3325	9	5/16-18 x 3/4" Econ. T-Slot Stud, Washer, Hex Nut

For more 15 Series mounting hardware options, see Table C on page 163.

⊗ = 10 Series Compatible Part

Part No.	A	B	C	D	Lbs.
4126	4.000	3.000	1.000	2.000	.180
4326	6.000	4.500	1.500	3.000	.540

10 Hole 90° Joining Plate



10 Series Recommended Mounting Hardware:

Part No.	Qty	Description
3321	10	1/4-20 x 1/2" FBHSCS & Econ T-Nut

For more 10 Series mounting hardware options, see Table G on page 164.

15 Series Recommended Mounting Hardware:

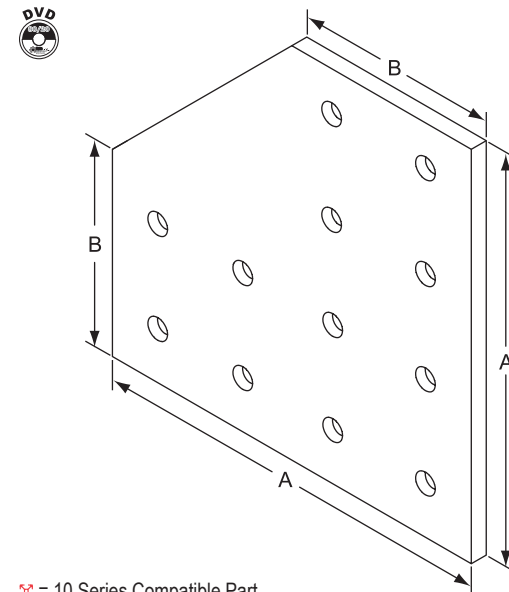
Part No.	Qty	Description
3320	10	5/16-18 x 1 1/16" FBHSCS & Econ T-Nut
OR		
3325	10	5/16-18 x 3/4" Econ. T-Slot Stud, Washer, Hex Nut

For more 15 Series mounting hardware options, see Table C on page 163.

⊗ = 10 Series Compatible Part

Part No.	A	B	C	Lbs.
4127	4.000	2.000	1.000	.225
4327	6.000	3.000	1.500	.680

12 Hole 90° Joining Plate



10 Series Recommended Mounting Hardware:

Part No.	Qty	Description
3321	12	1/4-20 x 1/2" FBHSCS & Econ T-Nut

For more 10 Series mounting hardware options, see Table G on page 164.

15 Series Recommended Mounting Hardware:

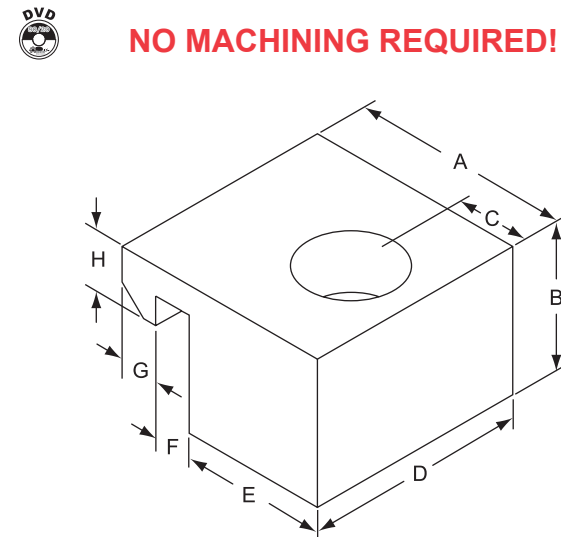
Part No.	Qty	Description
3320	12	5/16-18 x 1 1/16" FBHSCS & Econ T-Nut
OR		
3325	12	5/16-18 x 3/4" Econ. T-Slot Stud, Washer, Hex Nut

For more 15 Series mounting hardware options, see Table C on page 163.

⊗ = 10 Series Compatible Part

Part No.	A	B	Lbs.
4128	4.000	2.000	.240
4328	6.000	3.000	.730

Clamp Block



NO MACHINING REQUIRED!


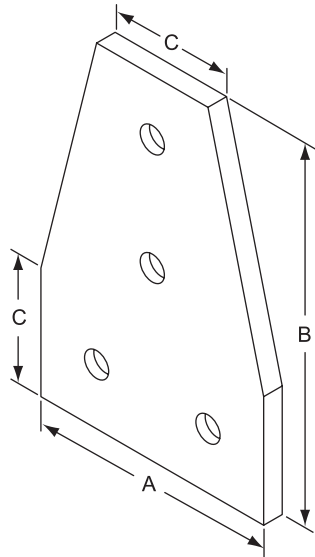


- 10 or 15 Series compatible
- Secures profiles at various angles
- Made from 6105-T5 aluminum
- Sold in pairs
- Mounting hardware included

⊗ = 10 Series Compatible Part

Part No.	A	B	C	D	E	F	G	H	Lbs.
4174	.710	.500	.250	.710	.500	.110	.100	.215	.044
4468	1.142	.750	.375	1.142	.750	.196	.196	.304	.109

4 Hole Tee Joining Plate



10 Series Recommended Mounting Hardware:

Part No.	Qty	Description
3321 ☒	4	1/4-20 x 1/2" FBHSCS & Econ T-Nut

For more 10 Series mounting hardware options, see Table G on page 164.

15 Series Recommended Mounting Hardware:


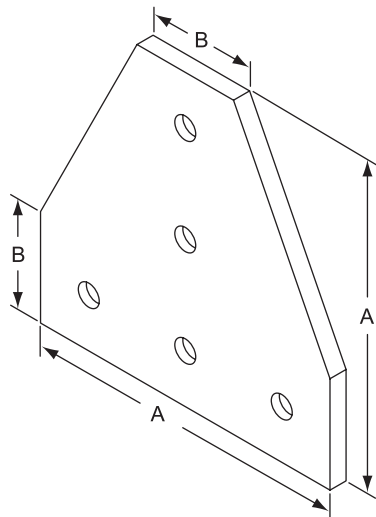
Part No.	Qty	Description
3320	4	5/16-18 x 1 1/16" FBHSCS & Econ T-Nut
OR		
3325	4	5/16-18 x 3/4" Econ. T-Slot Stud, Washer, Hex Nut

For more 15 Series mounting hardware options, see Table C on page 163.

☒ = 10 Series Compatible Part

Part No.	A	B	C	Lbs.
4141 ☒	2.000	3.000	1.000	.085
4341	3.000	4.500	1.500	.260

5 Hole Tee Joining Plate



10 Series Recommended Mounting Hardware:

Part No.	Qty	Description
3321 ☒	5	1/4-20 x 1/2" FBHSCS & Econ T-Nut

For more 10 Series mounting hardware options, see Table G on page 164.

15 Series Recommended Mounting Hardware:


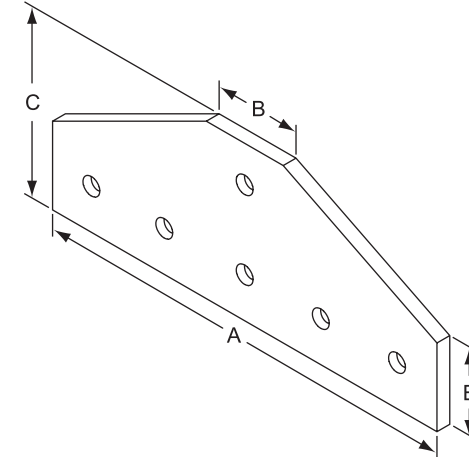
Part No.	Qty	Description
3320	5	5/16-18 x 1 1/16" FBHSCS & Econ T-Nut
OR		
3325	5	5/16-18 x 3/4" Econ. T-Slot Stud, Washer, Hex Nut

For more 15 Series mounting hardware options, see Table C on page 163.

☒ = 10 Series Compatible Part

Part No.	A	B	Lbs.
4140 ☒	3.000	1.000	.120
4340	4.500	1.500	.370

6 Hole Tee Joining Plate



10 Series Recommended Mounting Hardware:

Part No.	Qty	Description
3321 ☒	6	1/4-20 x 1/2" FBHSCS & Econ T-Nut

For more 10 Series mounting hardware options, see Table G on page 164.

15 Series Recommended Mounting Hardware:

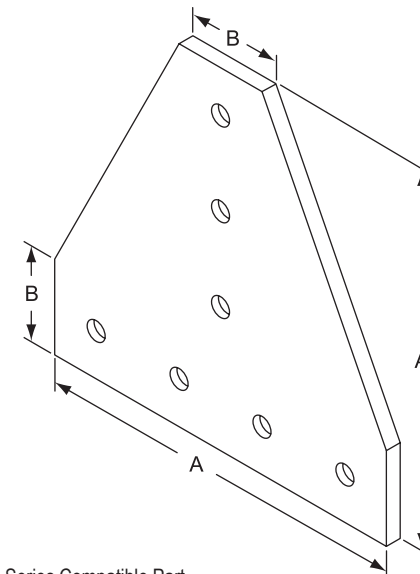
Part No.	Qty	Description
3320	6	5/16-18 x 1 1/16" FBHSCS & Econ T-Nut
OR		
3325	6	5/16-18 x 3/4" Econ. T-Slot Stud, Washer, Hex Nut

For more 15 Series mounting hardware options, see Table C on page 163.

☒ = 10 Series Compatible Part

Part No.	A	B	C	Lbs.
4123 ☒	5.000	1.000	2.000	.140
4310	7.500	1.500	3.000	.425

7 Hole Tee Joining Plate



10 Series Recommended Mounting Hardware:

Part No.	Qty	Description
3321 ☒	7	1/4-20 x 1/2" FBHSCS & Econ T-Nut

For more 10 Series mounting hardware options, see Table G on page 164.

15 Series Recommended Mounting Hardware:


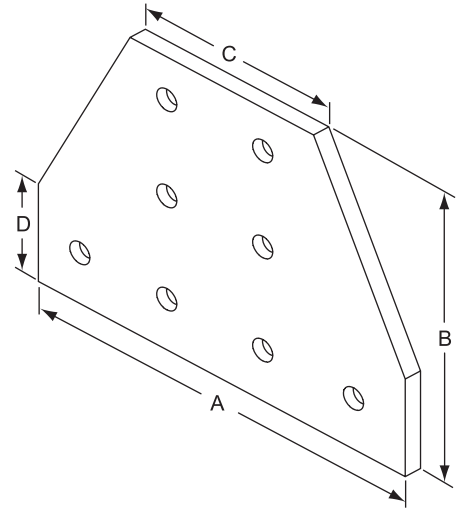
Part No.	Qty	Description
3320	7	5/16-18 x 1 1/16" FBHSCS & Econ T-Nut
OR		
3325	7	5/16-18 x 3/4" Econ. T-Slot Stud, Washer, Hex Nut

For more 15 Series mounting hardware options, see Table C on page 163.

☒ = 10 Series Compatible Part

Part No.	A	B	Lbs.
4112 ☒	4.000	1.000	.200
4312	6.000	1.500	.615

8 Hole Tee Joining Plate



10 Series Recommended Mounting Hardware:

Part No.	Qty	Description
3321 ☒	8	1/4-20 x 1/2" FBHSCS & Econ T-Nut

For more 10 Series mounting hardware options, see Table G on page 164.

15 Series Recommended Mounting Hardware:


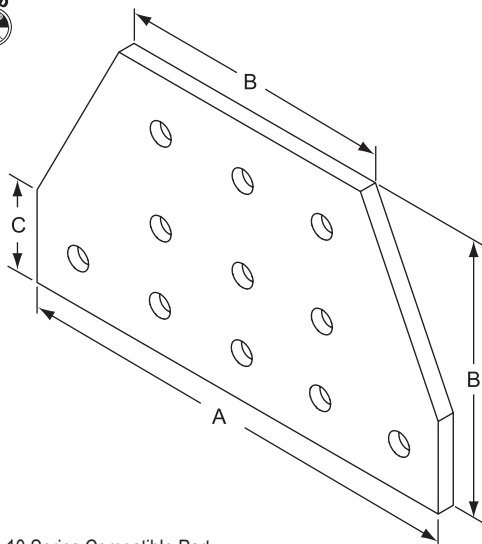
Part No.	Qty	Description
3320	8	5/16-18 x 1 1/16" FBHSCS & Econ T-Nut
OR		
3325	8	5/16-18 x 3/4" Econ. T-Slot Stud, Washer, Hex Nut

For more 15 Series mounting hardware options, see Table C on page 163.

☒ = 10 Series Compatible Part

Part No.	A	B	C	D	Lbs.
4155 ☒	4.000	3.000	2.000	1.000	.170
4355	6.000	4.500	3.000	1.500	.525

11 Hole Tee Joining Plate



10 Series Recommended Mounting Hardware:

Part No.	Qty	Description
3321 ☒	11	1/4-20 x 1/2" FBHSCS & Econ T-Nut

For more 10 Series mounting hardware options, see Table G on page 164.

15 Series Recommended Mounting Hardware:


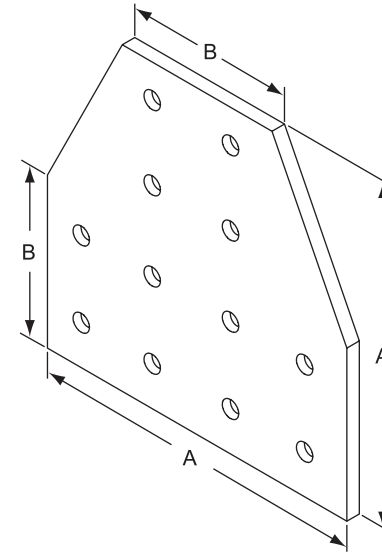
Part No.	Qty	Description
3320	11	5/16-18 x 1 1/16" FBHSCS & Econ T-Nut
OR		
3325	11	5/16-18 x 3/4" Econ. T-Slot Stud, Washer, Hex Nut

For more 15 Series mounting hardware options, see Table C on page 163.

☒ = 10 Series Compatible Part

Part No.	A	B	C	Lbs.
4021 ☒	5.000	3.000	1.000	.225
4421	7.500	4.500	1.500	.685

12 Hole Tee Joining Plate



10 Series Recommended Mounting Hardware:

Part No.	Qty	Description
3321 ☒	12	1/4-20 x 1/2" FBHSCS & Econ T-Nut

For more 10 Series mounting hardware options, see Table G on page 164.

15 Series Recommended Mounting Hardware:


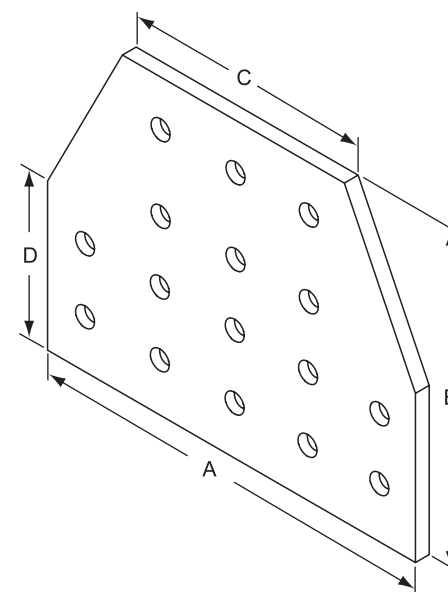
Part No.	Qty	Description
3320	12	5/16-18 x 1 1/16" FBHSCS & Econ T-Nut
OR		
3325	12	5/16-18 x 3/4" Econ. T-Slot Stud, Washer, Hex Nut

For more 15 Series mounting hardware options, see Table C on page 163.

☒ = 10 Series Compatible Part

Part No.	A	B	Lbs.
4125 ☒	4.000	2.000	.240
4325	6.000	3.000	.715

16 Hole Tee Joining Plate



10 Series Recommended Mounting Hardware:

Part No.	Qty	Description
3321 ☒	16	1/4-20 x 1/2" FBHSCS & Econ T-Nut

For more 10 Series mounting hardware options, see Table G on page 164.

15 Series Recommended Mounting Hardware:


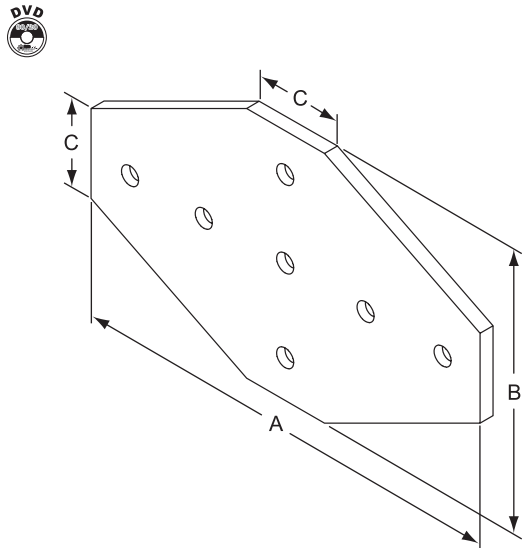
Part No.	Qty	Description
3320	16	5/16-18 x 1 1/16" FBHSCS & Econ T-Nut
OR		
3325	16	5/16-18 x 3/4" Econ. T-Slot Stud, Washer, Hex Nut

For more 15 Series mounting hardware options, see Table C on page 163.

☒ = 10 Series Compatible Part

Part No.	A	B	C	D	Lbs.
4022 ☒	5.000	4.000	3.000	2.000	.300
4422	7.500	6.000	4.500	3.000	.930

7 Hole Cross Joining Plate



10 Series Recommended Mounting Hardware:

Part No.	Qty	Description
3321 ☒	7	1/4-20 x 1/2" FBHSCS & Econ T-Nut

For more 10 Series mounting hardware options, see Table G on page 164.

15 Series Recommended Mounting Hardware:


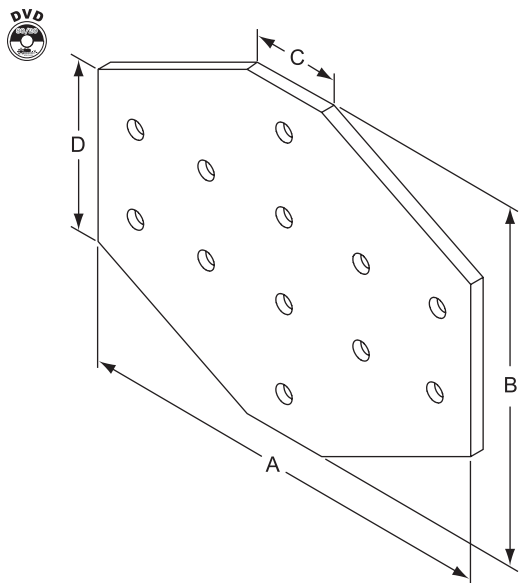
Part No.	Qty	Description
3320	7	5/16-18 x 11/16" FBHSCS & Econ T-Nut
OR		
3325	7	5/16-18 x 3/4" Econ. T-Slot Stud, Washer, Hex Nut

For more 15 Series mounting hardware options, see Table C on page 163.

☒ = 10 Series Compatible Part

Part No.	A	B	C	Lbs.
4135 ☒	5.000	3.000	1.000	.200
4335	7.500	4.500	1.500	.585

12 Hole Cross Joining Plate



10 Series Recommended Mounting Hardware:

Part No.	Qty	Description
3321 ☒	12	1/4-20 x 1/2" FBHSCS & Econ T-Nut

For more 10 Series mounting hardware options, see Table G on page 164.

15 Series Recommended Mounting Hardware:


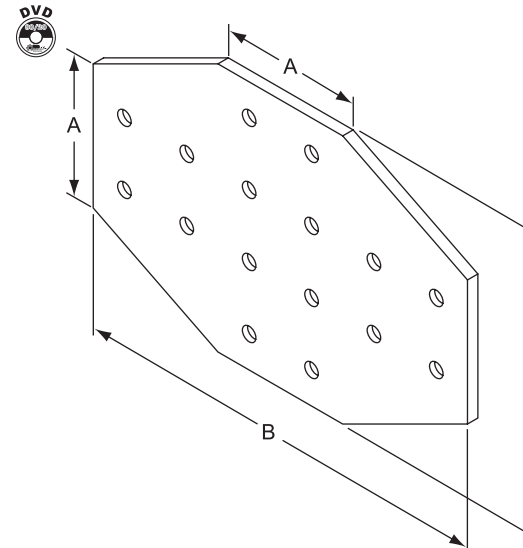
Part No.	Qty	Description
3320	12	5/16-18 x 11/16" FBHSCS & Econ T-Nut
OR		
3325	12	5/16-18 x 3/4" Econ. T-Slot Stud, Washer, Hex Nut

For more 15 Series mounting hardware options, see Table C on page 163.

☒ = 10 Series Compatible Part

Part No.	A	B	C	D	Lbs.
4160 ☒	5.000	4.000	1.000	2.000	.280
4360	7.500	6.000	1.500	3.000	.840

16 Hole Cross Joining Plate



10 Series Recommended Mounting Hardware:

Part No.	Qty	Description
3321 ☒	16	1/4-20 x 1/2" FBHSCS & Econ T-Nut

For more 10 Series mounting hardware options, see Table G on page 164.

15 Series Recommended Mounting Hardware:


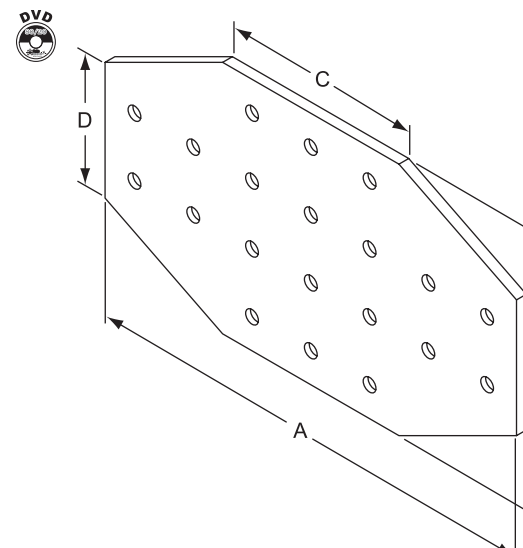
Part No.	Qty	Description
3320	16	5/16-18 x 11/16" FBHSCS & Econ T-Nut
OR		
3325	16	5/16-18 x 3/4" Econ. T-Slot Stud, Washer, Hex Nut

For more 15 Series mounting hardware options, see Table C on page 163.

☒ = 10 Series Compatible Part

Part No.	A	B	C	Lbs.
4170 ☒	2.000	6.000	4.000	.350
4370	3.000	9.000	6.000	1.030

20 Hole Cross Joining Plate



10 Series Recommended Mounting Hardware:

Part No.	Qty	Description
3321 ☒	20	1/4-20 x 1/2" FBHSCS & Econ T-Nut

For more 10 Series mounting hardware options, see Table G on page 164.

15 Series Recommended Mounting Hardware:


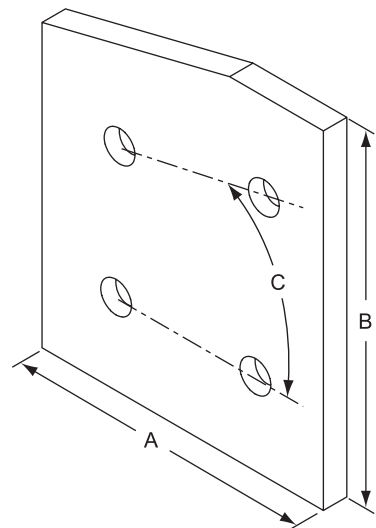
Part No.	Qty	Description
3320	20	5/16-18 x 11/16" FBHSCS & Econ T-Nut
OR		
3325	20	5/16-18 x 3/4" Econ. T-Slot Stud, Washer, Hex Nut

For more 15 Series mounting hardware options, see Table C on page 163.

☒ = 10 Series Compatible Part

Part No.	A	B	C	D	Lbs.
4023 ☒	7.000	4.000	3.000	2.000	.401
4423	10.500	6.000	4.500	3.000	1.295

4 Hole 15° Angle Joining Plate



10 Series Recommended Mounting Hardware:

Part No.	Qty	Description
3321 ☒	4	1/4-20 x 1/2" FBHSCS & Econ T-Nut

For more 10 Series mounting hardware options, see Table G on page 164.

15 Series Recommended Mounting Hardware:


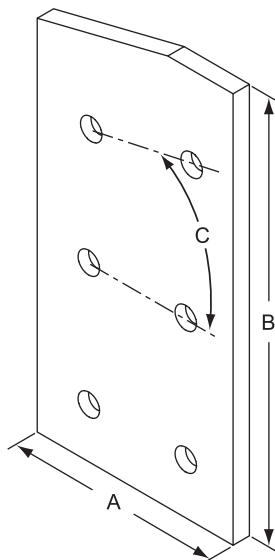
Part No.	Qty	Description
3320	4	5/16-18 x 1 1/16" FBHSCS & Econ T-Nut
OR		
3325	4	5/16-18 x 3/4" Econ. T-Slot Stud, Washer, Hex Nut

For more 15 Series mounting hardware options, see Table C on page 163.

☒ = 10 Series Compatible Part

Part No.	A	B	C	Lbs.
4110 ☒	2.000	2.250	15°	.082
4316	3.000	3.500	15°	.235

6 Hole 15° Angle Joining Plate



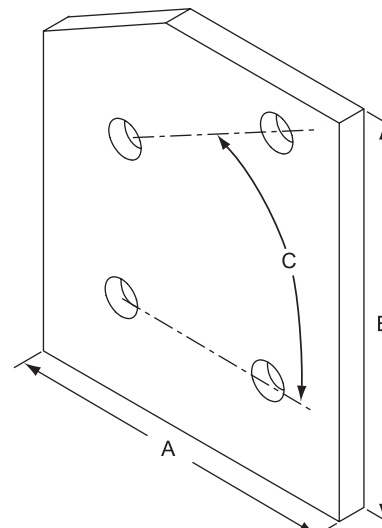
15 Series Recommended Mounting Hardware:

Part No.	Qty	Description
3320	6	5/16-18 x 1 1/16" FBHSCS & Econ T-Nut
OR		
3325	6	5/16-18 x 3/4" Econ. T-Slot Stud, Washer, Hex Nut

For more 15 Series mounting hardware options, see Table C on page 163.

Part No.	A	B	C	Lbs.
4315	3.000	5.000	15°	.340

4 Hole 30° Angle Joining Plate



10 Series Recommended Mounting Hardware:

Part No.	Qty	Description
3321 ☒	4	1/4-20 x 1/2" FBHSCS & Econ T-Nut

For more 10 Series mounting hardware options, see Table G on page 164.

15 Series Recommended Mounting Hardware:

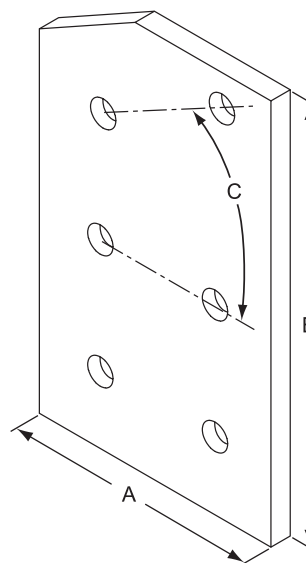
Part No.	Qty	Description
3320	4	5/16-18 x 1 1/16" FBHSCS & Econ T-Nut
OR		
3325	4	5/16-18 x 3/4" Econ. T-Slot Stud, Washer, Hex Nut

For more 15 Series mounting hardware options, see Table C on page 163.

☒ = 10 Series Compatible Part

Part No.	A	B	C	Lbs.
4143 ☒	2.000	2.500	30°	.088
4331	3.000	3.500	30°	.235

6 Hole 30° Angle Joining Plate



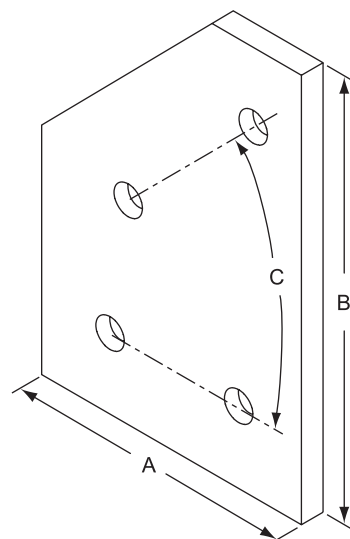
15 Series Recommended Mounting Hardware:

Part No.	Qty	Description
3320	6	5/16-18 x 1 1/16" FBHSCS & Econ T-Nut
OR		
3325	6	5/16-18 x 3/4" Econ. T-Slot Stud, Washer, Hex Nut

For more 15 Series mounting hardware options, see Table C on page 163.

Part No.	A	B	C	Lbs.
4330	3.000	5.000	30°	.340

4 Hole 45° Angle Joining Plate



10 Series Recommended Mounting Hardware:

Part No.	Qty	Description
3321 ☒	4	1/4-20 x 1/2" FBHSCS & Econ T-Nut

For more 10 Series mounting hardware options, see Table G on page 164.

15 Series Recommended Mounting Hardware:

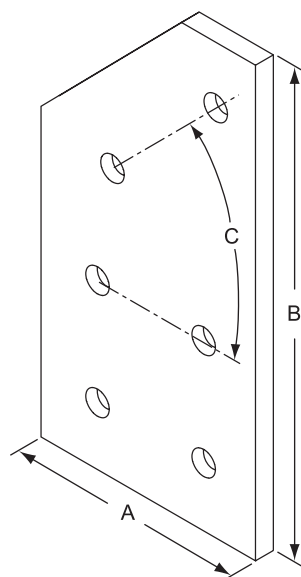
Part No.	Qty	Description
3320	4	5/16-18 x 11/16" FBHSCS & Econ T-Nut
OR		
3325	4	5/16-18 x 3/4" Econ. T-Slot Stud, Washer, Hex Nut

For more 15 Series mounting hardware options, see Table C on page 163.

☒ = 10 Series Compatible Part

Part No.	A	B	C	Lbs.
4145 ☒	2.000	2.750	45°	.094
4346	3.000	4.500	45°	.275

6 Hole 45° Angle Joining Plate



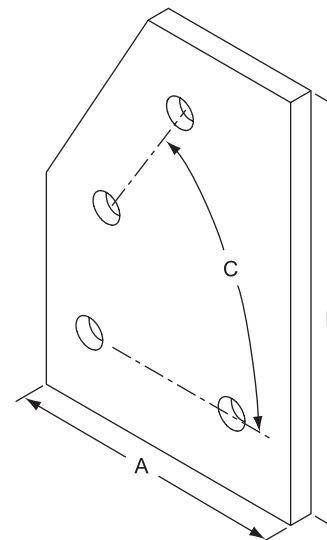
15 Series Recommended Mounting Hardware:

Part No.	Qty	Description
3320	6	5/16-18 x 11/16" FBHSCS & Econ T-Nut
OR		
3325	6	5/16-18 x 3/4" Econ. T-Slot Stud, Washer, Hex Nut

For more 15 Series mounting hardware options, see Table C on page 163.

Part No.	A	B	C	Lbs.
4345	3.000	6.000	45°	.380

4 Hole 60° Angle Joining Plate



10 Series Recommended Mounting Hardware:

Part No.	Qty	Description
3321 ☒	4	1/4-20 x 1/2" FBHSCS & Econ T-Nut

For more 10 Series mounting hardware options, see Table G on page 164.

15 Series Recommended Mounting Hardware:

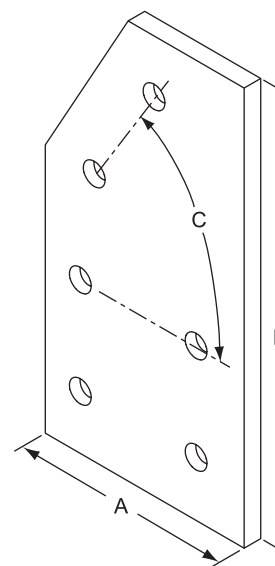
Part No.	Qty	Description
3320	4	5/16-18 x 11/16" FBHSCS & Econ T-Nut
OR		
3325	4	5/16-18 x 3/4" Econ. T-Slot Stud, Washer, Hex Nut

For more 15 Series mounting hardware options, see Table C on page 163.

☒ = 10 Series Compatible Part

Part No.	A	B	C	Lbs.
4164 ☒	2.000	3.000	60°	.100
4361	3.000	4.500	60°	.285

6 Hole 60° Angle Joining Plate




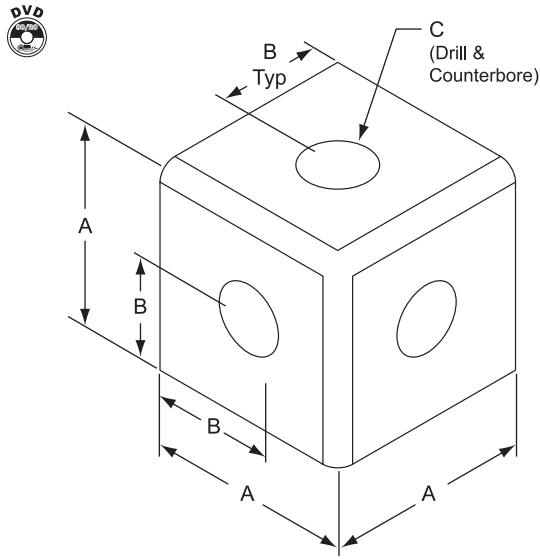
15 Series Recommended Mounting Hardware:

Part No.	Qty	Description
3320	6	5/16-18 x 11/16" FBHSCS & Econ T-Nut
OR		
3325	6	5/16-18 x 3/4" Econ. T-Slot Stud, Washer, Hex Nut

For more 15 Series mounting hardware options, see Table C on page 163.

Part No.	A	B	C	Lbs.
4362	3.000	6.000	60°	.390

Squared Tri-Corner Connector



10 Series Recommended Mounting Hardware:

Part No.	Qty	Description
3017	3	1/4-20 x 1" Low Head Socket Cap Screw

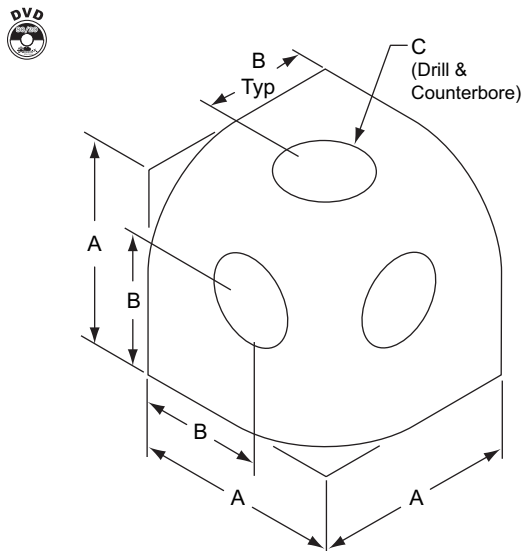
15 Series Recommended Mounting Hardware:

Part No.	Qty	Description
3018	3	5/16-18 x 1 1/4" Low Head Socket Cap Screw

= 10 Series Compatible Part

Part No.	A	B	C	Lbs.
4042	1.000	.500	1/4-20 LHSCS	.085
4442	1.500	.750	5/16-18 LHSCS	.131

Rounded Tri-Corner Connector



10 Series Recommended Mounting Hardware:

Part No.	Qty	Description
3017	3	1/4-20 x 1" Low Head Socket Cap Screw


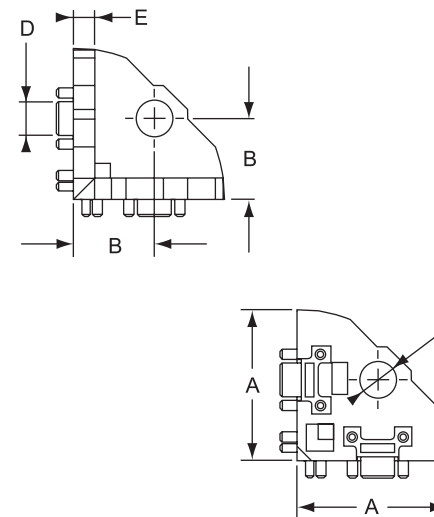
15 Series Recommended Mounting Hardware:

Part No.	Qty	Description
3018	3	5/16-18 x 1 1/4" Low Head Socket Cap Screw

= 10 Series Compatible Part

Part No.	A	B	C	Lbs.
4041	1.000	.500	1/4-20 LHSCS	.085
4441	1.500	.750	5/16-18 LHSCS	.131

3-Way Corner Bracket
Die Cast Zinc, Natural Finish


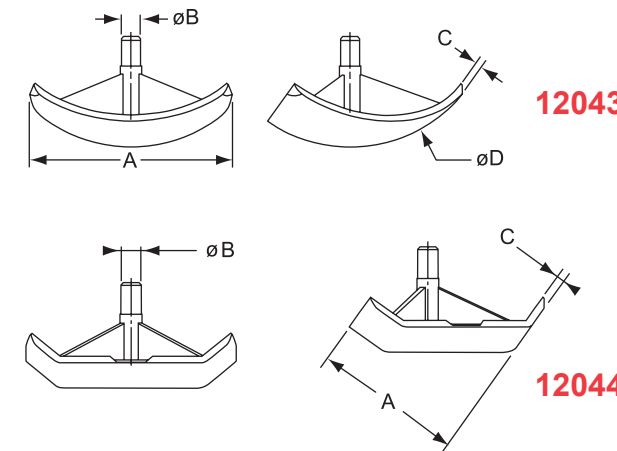


Recommended Mounting Hardware:

Part No.	Series	Qty	Description
3112	15	3	5/16-18 x 3/4 SHCS

Part No.	A	B	C	D (Slot Tab)	E	Lbs.	Compatibility Code*
14113	1.397	.748	.338	.315	.197	.148	8-15 (1547 Profile)

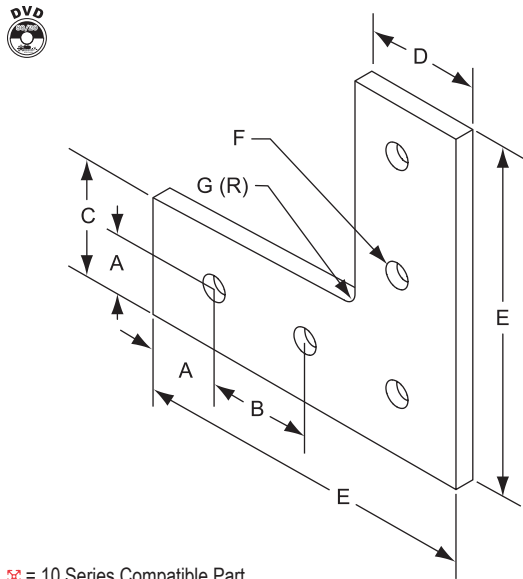
Cover Caps for 3-Way Corner Bracket
Fiberglass Reinforced Nylon, Black



Part No.	A	B	C	D	Lbs.	Fits On	Compatibility Code*
12044	1.49	.197	.079	N/A	.03	14113	8-15 (1547 Profile)
12043	2.02	.197	.079	76°	.02		

* See Compatibility Code information on page 152.

5 Hole "L" Joining Plate



10 Series Recommended Mounting Hardware:

Part No.	Qty	Description
3321 ☒	5	1/4-20 x 1/2" FBHSCS & Econ T-Nut

For more 10 Series mounting hardware options, see Table G on page 164.

15 Series Recommended Mounting Hardware:


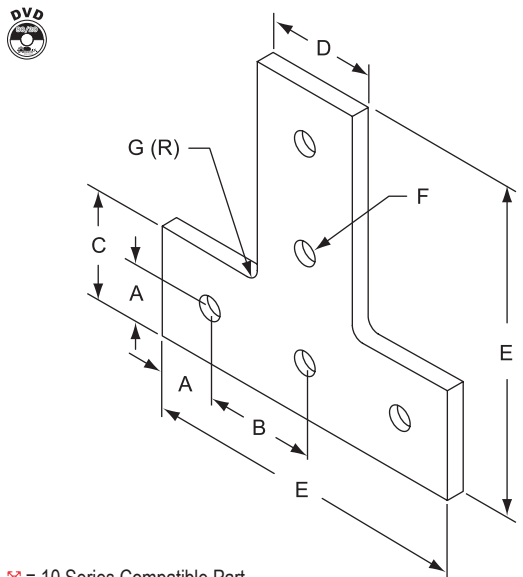
Part No.	Qty	Description
3320	5	5/16-18 x 11/16" FBHSCS & Econ T-Nut

For more 15 Series mounting hardware options, see Table C on page 163.

☒ = 10 Series Compatible Part

Part No.	A	B	C	D	E	F	G	Lbs.
4081 ☒	.500	1.000	.970	.970	3.000	ø.257	.094	.096
4481	.750	1.500	1.460	1.460	4.500	ø.328	.125	.296

5 Hole Tee Joining Plate



10 Series Recommended Mounting Hardware:

Part No.	Qty	Description
3321 ☒	5	1/4-20 x 1/2" FBHSCS & Econ T-Nut

For more 10 Series mounting hardware options, see Table G on page 164.

15 Series Recommended Mounting Hardware:

Part No.	Qty	Description
3320	5	5/16-18 x 11/16" FBHSCS & Econ T-Nut

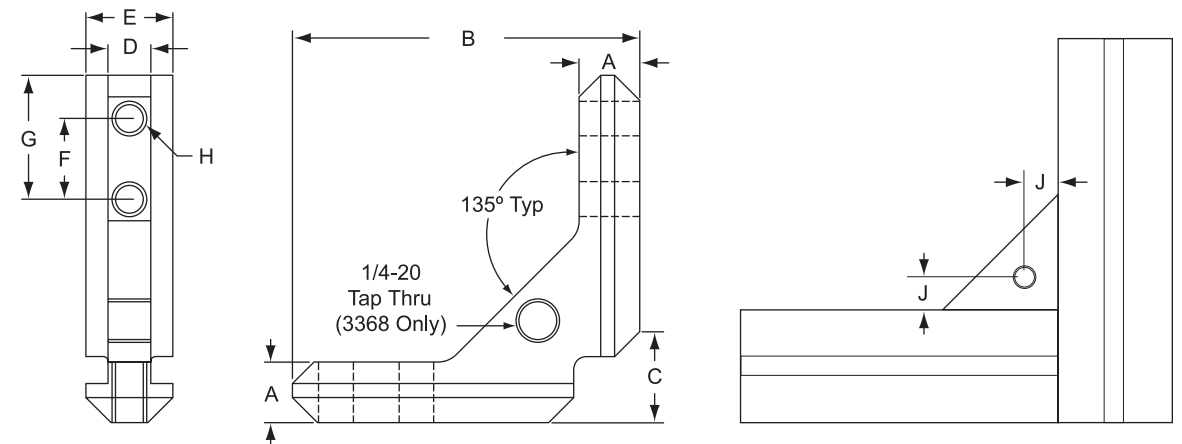

For more 15 Series mounting hardware options, see Table C on page 163.

☒ = 10 Series Compatible Part

Part No.	A	B	C	D	E	F	G	Lbs.
4080 ☒	.500	1.000	.970	.940	3.000	ø.257	.094	.096
4480	.750	1.500	1.460	1.420	4.500	ø.328	.125	.296


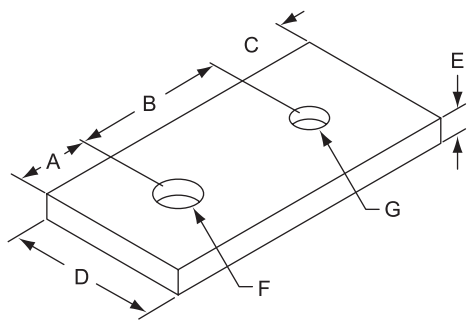
90° Inside Corner Connector

- 15 Series compatible
- Provides a strong internal 90° corner connection
- Four 1/4-20 x 1/2" set screws included for securing inside T-slotted profiles
- No machining required
- 3364 is made from 6105-T5 aluminum stock and has no panel mount hole
- 3368 is made from die-cast zinc and has a 1/4-20 panel mount hole



Part No.	Material	A	B	C	D	E	F	G	H	J	Lbs.
3364	Aluminum	.436	2.500	.475	.310	.625	.625	.937	1/4-20	N/A	.089
3368	Die Cast Zinc	.436	2.500	.475	.310	.625	.625	.937	1/4-20	.294	.020

2 Hole Transition Strip



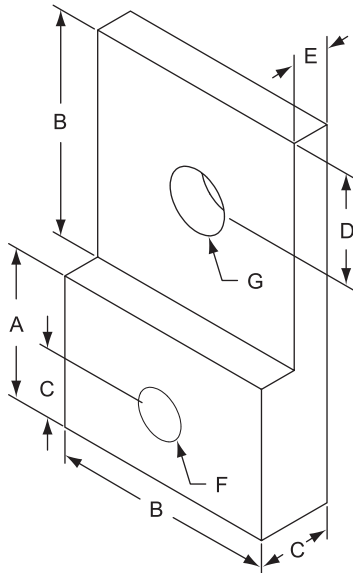
Joins 10 Series to 15 Series T-Slotted Profiles

Recommended Mounting Hardware: ☒ = 10 Series Compatible Part

Part No.	Qty	Description
3321 ☒	1	1/4-20 x 1/2" FBHSCS & Econ T-Nut
AND		
3435	1	5/16-18 x 5/8" BHSCS, Washer & Econ T-Nut

Part No.	A	B	C	D	E	F	G	Lbs.
4510	.750	1.250	.500	1.000	.188	ø.328	ø.257	.030

2 Hole Transition Center Strip




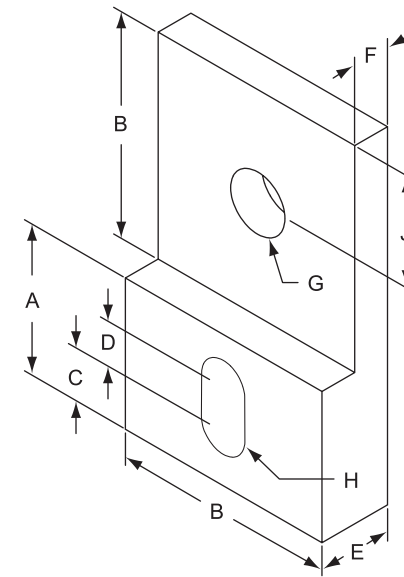
Joins 10 Series to 15 Series T-Slotted Profiles

Recommended Mounting Hardware: ☒ = 10 Series Compatible Part

Part No.	Qty	Description
3384 ☒	1	1/4-20 x 3/4" FBHSCS & Econ T-Nut
AND		
3320	1	5/16-18 x 11/16" FBHSCS & Econ T-Nut

Part No.	A	B	C	D	E	F	G	Lbs.
4521	1.000	1.500	.500	.750	.250	ø.257	ø.328	.045

2 Hole Transition Slotted Center Strip




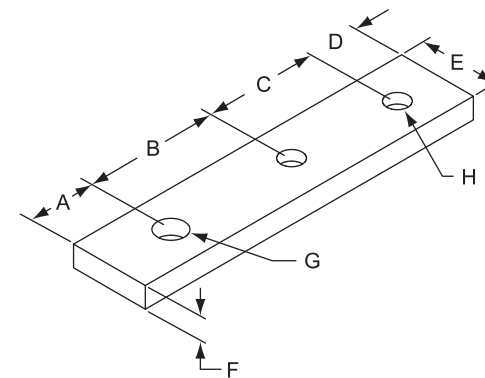
Joins 10 Series to 15 Series T-Slotted Profiles

Recommended Mounting Hardware: ☒ = 10 Series Compatible Part

Part No.	Qty	Description
3384 ☒	1	1/4-20 x 3/4" FBHSCS & Econ T-Nut
AND		
3320	1	5/16-18 x 11/16" FBHSCS & Econ T-Nut

Part No.	A	B	C	D	E	F	G	H	J	Lbs.
4522	1.000	1.500	.312	.375	.500	.250	ø.328	ø.281	.750	.040

3 Hole Transition Strip



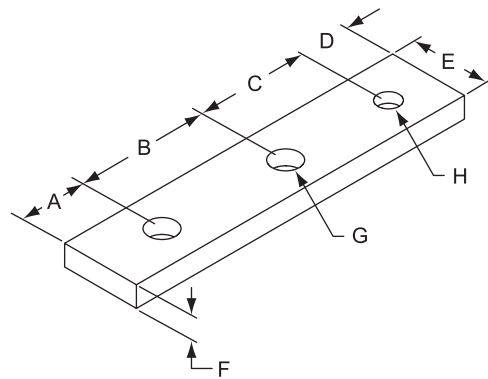

Joins 10 Series to 15 Series T-Slotted Profiles

Recommended Mounting Hardware: ☒ = 10 Series Compatible Part

Part No.	Qty	Description
3321 ☒	2	1/4-20 x 1/2" FBHSCS & Econ T-Nut
AND		
3320	1	5/16-18 x 11/16" FBHSCS & Econ T-Nut

Part No.	A	B	C	D	E	F	G	H	Lbs.
4506	.750	1.500	1.250	.500	.875	.250	ø.328	ø.257	.045

3 Hole Transition Strip



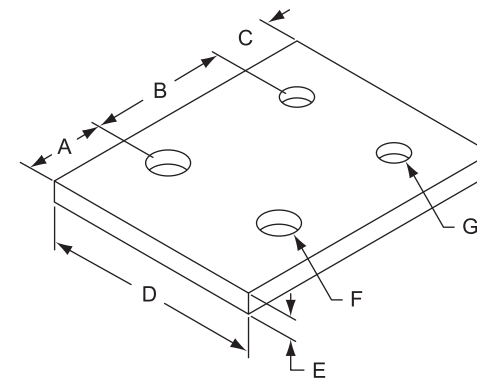

Joins 10 Series to 15 Series T-Slotted Profiles

Recommended Mounting Hardware: ☒ = 10 Series Compatible Part

Part No.	Qty	Description
3321 ☒	1	1/4-20 x 1/2" FBHSCS & Econ T-Nut
AND		
3320	2	5/16-18 x 11/16" FBHSCS & Econ T-Nut

Part No.	A	B	C	D	E	F	G	H	Lbs.
4505	.750	1.500	1.250	.500	.875	.250	ø.328	ø.257	.045

4 Hole Transition Plate



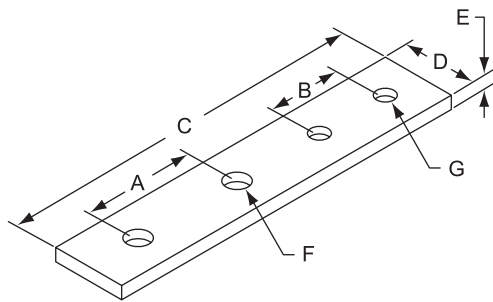

Joins 10 Series to 15 Series T-Slotted Profiles

Recommended Mounting Hardware: ☒ = 10 Series Compatible Part

Part No.	Qty	Description
3321 ☒	2	1/4-20 x 1/2" FBHSCS & Econ T-Nut
AND		
3320	2	5/16-18 x 11/16" FBHSCS & Econ T-Nut

Part No.	A	B	C	D	E	F	G	Lbs.
4515	.750	1.250	.500	3.000	.250	ø.328	ø.257	.075

4 Hole Transition Strip



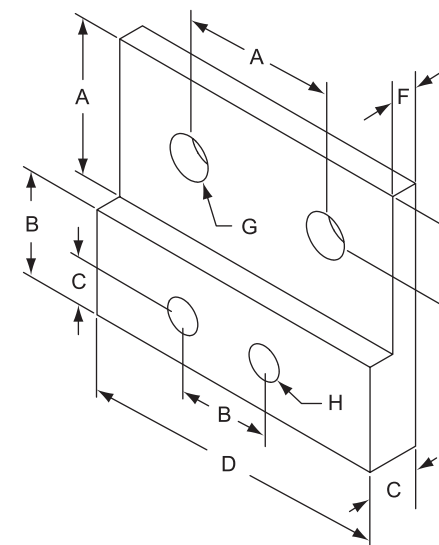

Joins 10 Series to 15 Series T-Slotted Profiles

Recommended Mounting Hardware: ☒ = 10 Series Compatible Part

Part No.	Qty	Description
3321 ☒	2	1/4-20 x 1/2" FBHSCS & Econ T-Nut
AND		
3320	2	5/16-18 x 11/16" FBHSCS & Econ T-Nut

Part No.	A	B	C	D	E	F	G	Lbs.
4514	1.500	1.000	5.000	1.000	.250	ø.328	ø.257	.075

4 Hole Transition Double Strip




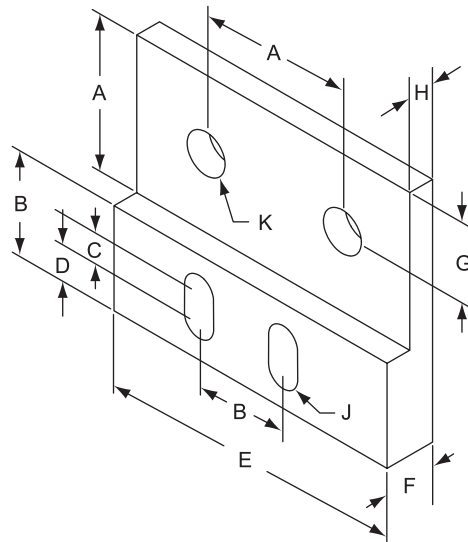
Joins 10 Series to 15 Series T-Slotted Profiles

Recommended Mounting Hardware: ☒ = 10 Series Compatible Part

Part No.	Qty	Description
3384 ☒	2	1/4-20 x 3/4" FBHSCS & Econ T-Nut
AND		
3320	2	5/16-18 x 11/16" FBHSCS & Econ T-Nut

Part No.	A	B	C	D	E	F	G	H	Lbs.
4523	1.500	1.000	.500	3.000	.750	.250	ø.328	ø.257	.090

4 Hole Transition Double Slotted Strip



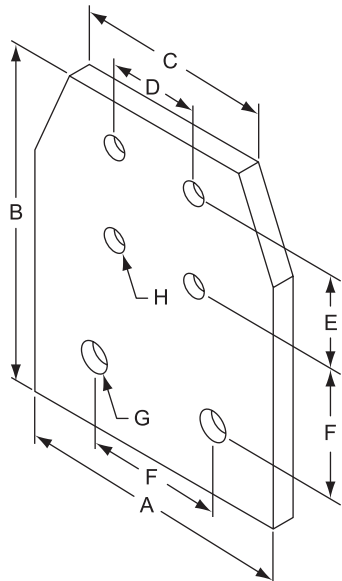
Joins 10 Series to 15 Series T-Slotted Profiles

Recommended Mounting Hardware: ☒ = 10 Series Compatible Part

Part No.	Qty	Description
3384 ☒	2	1/4-20 x 3/4" FBHSCS & Econ T-Nut
AND		
3320	2	5/16-18 x 11/16" FBHSCS & Econ T-Nut

Part No.	A	B	C	D	E	F	G	H	J	K	Lbs.
4524	1.500	1.000	.375	.312	3.000	.500	.750	.250	ø.281	ø.328	.085

6 Hole Transition Strip



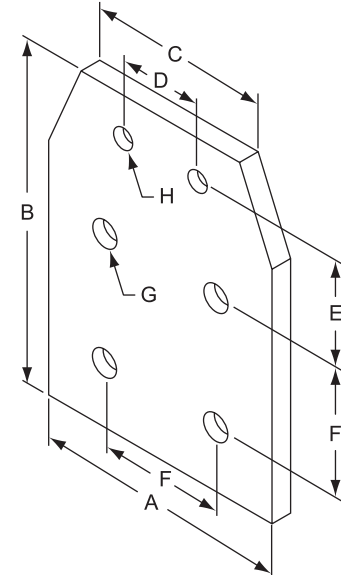
Joins 10 Series to 15 Series T-Slotted Profiles

Recommended Mounting Hardware: ☒ = 10 Series Compatible Part

Part No.	Qty	Description
3321 ☒	4	1/4-20 x 1/2" FBHSCS & Econ T-Nut
AND		
3320	2	5/16-18 x 11/16" FBHSCS & Econ T-Nut

Part No.	A	B	C	D	E	F	G	H	Lbs.
4519	3.000	4.000	2.000	1.000	1.250	1.500	ø.328	ø.257	.105

6 Hole Transition Strip




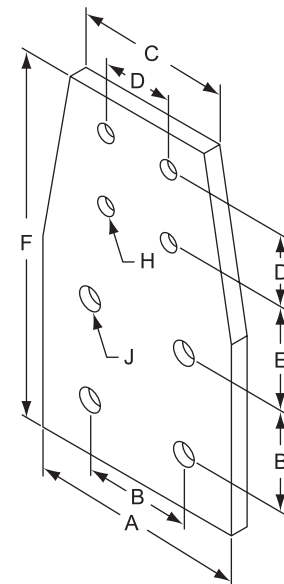
Joins 10 Series to 15 Series T-Slotted Profiles

Recommended Mounting Hardware: ☒ = 10 Series Compatible Part

Part No.	Qty	Description
3321 ☒	2	1/4-20 x 1/2" FBHSCS & Econ T-Nut
AND		
3320	4	5/16-18 x 11/16" FBHSCS & Econ T-Nut

Part No.	A	B	C	D	E	F	G	H	Lbs.
4520	3.000	4.000	2.000	1.000	1.250	1.500	ø.328	ø.257	.105

8 Hole Transition Strip



Joins 10 Series to 15 Series T-Slotted Profiles

Recommended Mounting Hardware: ☒ = 10 Series Compatible Part

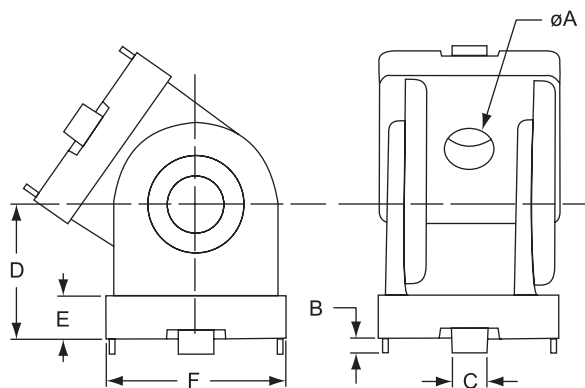

Part No.	Qty	Description
3321 ☒	4	1/4-20 x 1/2" FBHSCS & Econ T-Nut
AND		
3320	4	5/16-18 x 11/16" FBHSCS & Econ T-Nut

Part No.	A	B	C	D	E	F	H	J	Lbs.
4518	3.000	1.500	2.000	1.000	1.250	5.000	ø.257	ø.328	.180

Pivot Joint

Die Cast Zinc, Powder Coat Aluminum Color

- Screws on the arms can be adjusted for movement or fixing in one position
- Slot tabs can be removed for mounting to the T-slot
- See Compatibility Code for series availability



Part No.	A	B	C (Slot Tab)	D	E	F	Lbs.	Compatibility Code*
14011	.260	.098	.236	.886	.275	.984	.26	6-10
14017	.327	.078	.315	1.181	.315	1.49	.71	8-15

Recommended Mounting Hardware (to profile ends):

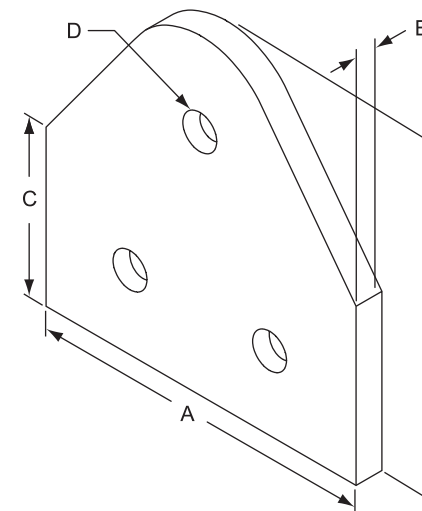
Part No.	Qty	Description	Compatibility Code*
3064	2	1/4-20 x 3/4 SHCS	6-10
3122	2	5/16 x 18 x 1.0 SHCS	8-15

Recommended Mounting Hardware (to T-slots):

Part No.	Qty	Description	Compatibility Code*
3491	2	1/4-20 x 1/2 SHCS & Econ. Slide-In T-nut	6-10
3456	2	5/16-18 x 5/8 SHCS & Slide-In T-nut	8-15

* See Compatibility Code information on page 640.

3 Hole Pivot Plate




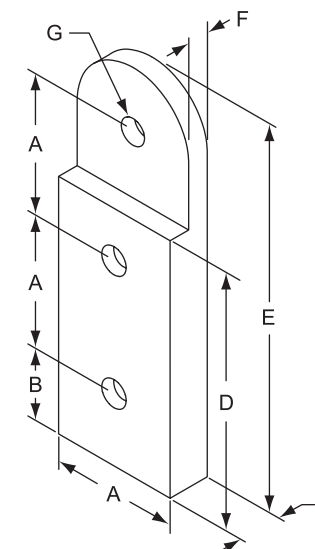
Recommended Mounting Hardware:

Part No.	Qty	Description
3320	3	5/16-18 x 1 1/16" FBHSCS & Econ T-Nut

For more 15 Series mounting hardware options, see Table C on page 163.

Part No.	A	B	C	D	Lbs.
4372	3.000	.250	1.500	ø.328	.170

3 Hole Pivot Plate



Recommended Mounting Hardware to Mount to Profile:

Part No.	Qty	Description
3443	2	5/16-18 x 1" BHSCS, Washer & Econ T-Nut


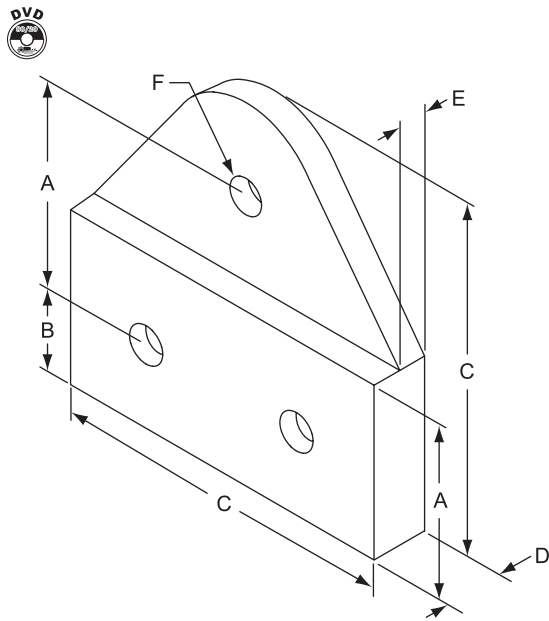
Recommended Mounting Hardware for Pivot:

Part No.	Qty	Description
3446	1	5/16-18 x 7/8" SHCS, Washer & Hex Nut

For more mounting hardware options, see Table D on page 164.

Part No.	A	B	C	D	E	F	G	Lbs.
4390	1.500	.750	.500	3.000	4.500	.250	ø.328	.260

3 Hole Pivot Plate



Recommended Mounting Hardware to Mount to Profile:

Part No.	Qty	Description
3443	2	5/16-18 x 1" BHSCS, Washer & Econ T-Nut

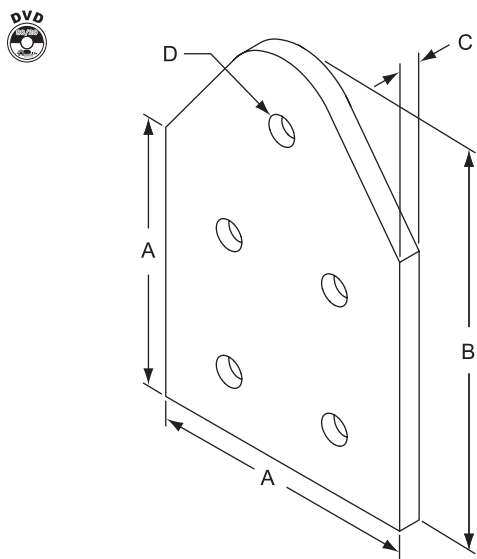
Recommended Mounting Hardware for Pivot:

Part No.	Qty	Description
3446	1	5/16-18 x 7/8" SHCS, Washer & Hex Nut

For more mounting hardware options, see Table D on page 164.

Part No.	A	B	C	D	E	F	Lbs.
4392	1.500	.750	3.000	.500	.250	ø.328	.275

5 Hole Pivot Plate



Recommended Mounting Hardware: (to Pivot Nub)

Part No.	Qty	Description
3330	1	5/16-18 x 11/16" FBHSCS


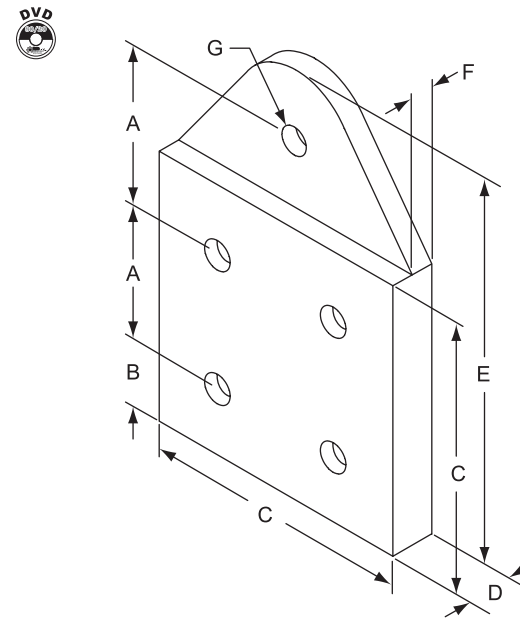
Recommended Mounting Hardware: (to Profile)

Part No.	Qty	Description
3320	4	5/16-18 x 11/16" FBHSCS & Econ T-Nut

For more 15 Series mounting hardware options, see Table C on page 163.

Part No.	A	B	C	D	Lbs.
4371	3.000	4.500	.250	ø.328	.280

5 Hole Pivot Plate



Recommended Mounting Hardware to Mount to Profile:

Part No.	Qty	Description
3443	4	5/16-18 x 1" BHSCS, Washer & Econ T-Nut


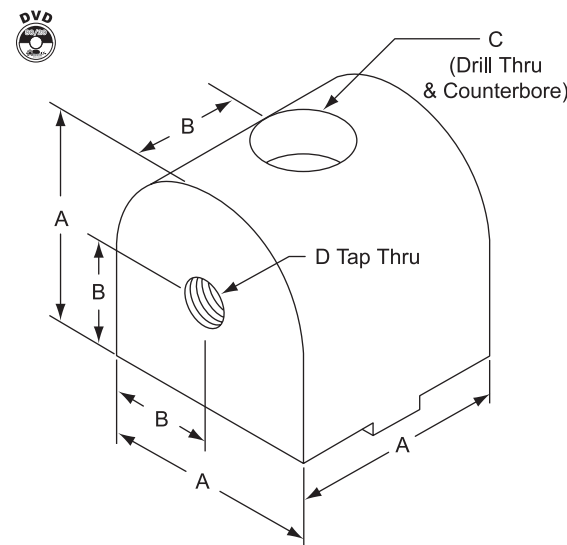
Recommended Mounting Hardware for Pivot:

Part No.	Qty	Description
3446	1	5/16-18 x 7/8" SHCS, Washer & Hex Nut

For more mounting hardware options, see Table D on page 164.

Part No.	A	B	C	D	E	F	G	Lbs.
4394	1.500	.750	3.000	.500	4.500	.250	ø.328	.485

0° Pivot Nub



Included Mounting Hardware (Mount Nub to Profile)

Series	Qty	Description
10 ☒	1	1/4-20 x 1" SHCS & Economy T-Nut
15	1	5/16-18 x 1.5" SHCS & Economy T-Nut


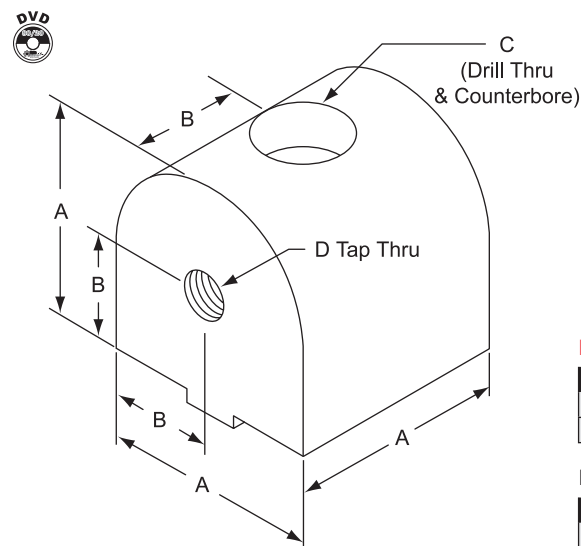
Recommended Pivot Mounting Hardware (Arms to Nub)

Part No.	Qty	Description
3342 ☒	2	1/4-20 x 1/2" FBHSCS
3330	2	5/16-18 x 11/16" FBHSCS

☒ = 10 Series Compatible Part

Part No.	A	B	C	D	Lbs.
4187 ☒	1.000	.500	1/4-20 SHCS	1/4-20 Tap	.075
4387	1.500	.750	5/16-18 SHCS	5/16-18 Tap	.325

90° Pivot Nub



Included Mounting Hardware (Mount Nub to Profile)

Series	Qty	Description
10 ☒	1	1/4-20 x 1" SHCS & Economy T-Nut
15	1	5/16-18 x 1.5" SHCS & Economy T-Nut


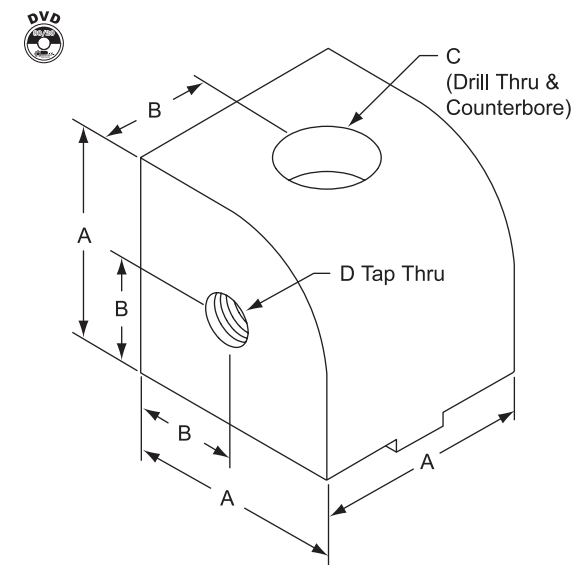
Recommended Pivot Mounting Hardware (Arms to Nub)

Part No.	Qty	Description
3342 ☒	2	1/4-20 x 1/2" FBHSCS
3330	2	5/16-18 x 11/16" FBHSCS

☒ = 10 Series Compatible Part

Part No.	A	B	C	D	Lbs.
4188 ☒	1.000	.500	1/4-20 SHCS	1/4-20 Tap	.075
4388	1.500	.750	5/16-18 SHCS	5/16-18 Tap	.325

0° Right Angle Pivot Nub



Included Mounting Hardware (Mount Nub to Profile)

Series	Qty	Description
10 ☒	1	1/4-20 x 1" SHCS & Economy T-Nut
15	1	5/16-18 x 1.5" SHCS & Economy T-Nut


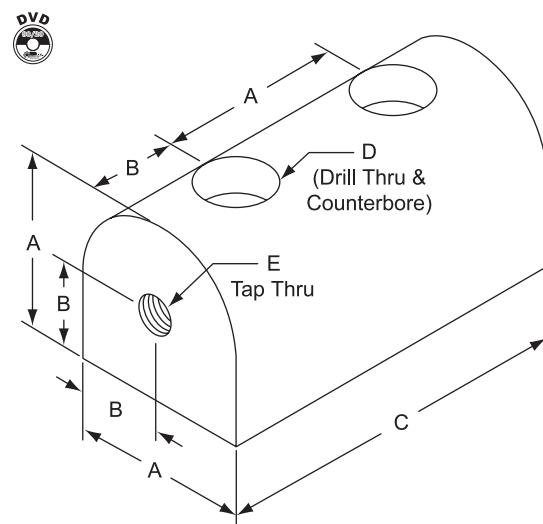
Recommended Pivot Mounting Hardware (Arms to Nub)

Part No.	Qty	Description
3342 ☒	2	1/4-20 x 1/2" FBHSCS
3330	2	5/16-18 x 11/16" FBHSCS

☒ = 10 Series Compatible Part

Part No.	A	B	C	D	Lbs.
4001 ☒	1.000	.500	1/4-20 SHCS	1/4-20 Tap	.079
4401	1.500	.750	5/16-18 SHCS	5/16-18 Tap	.342

Universal Pivot Nub



Included Mounting Hardware (Mount Nub to Profile)

Series	Qty	Description
10 ☒	2	1/4-20 x 1" SHCS & Economy T-Nut
15	2	5/16-18 x 1.5" SHCS & Economy T-Nut


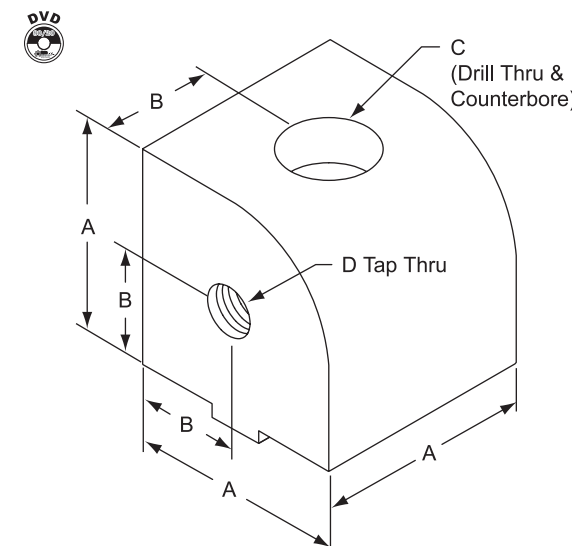
Recommended Pivot Mounting Hardware (Arms to Nub)

Part No.	Qty	Description
3342 ☒	2	1/4-20 x 1/2" FBHSCS
3330	2	5/16-18 x 11/16" FBHSCS

☒ = 10 Series Compatible Part

Part No.	A	B	C	D	E	Lbs.
4186 ☒	1.000	.500	2.000	1/4-20 SHCS	1/4-20 Tap	.150
4386	1.500	.750	3.000	5/16-18 SHCS	5/16-18 Tap	.650

90° Right Angle Pivot Nub



Included Mounting Hardware (Mount Nub to Profile)

Series	Qty	Description
10 ☒	1	1/4-20 x 1" SHCS & Economy T-Nut
15	1	5/16-18 x 1.5" SHCS & Economy T-Nut


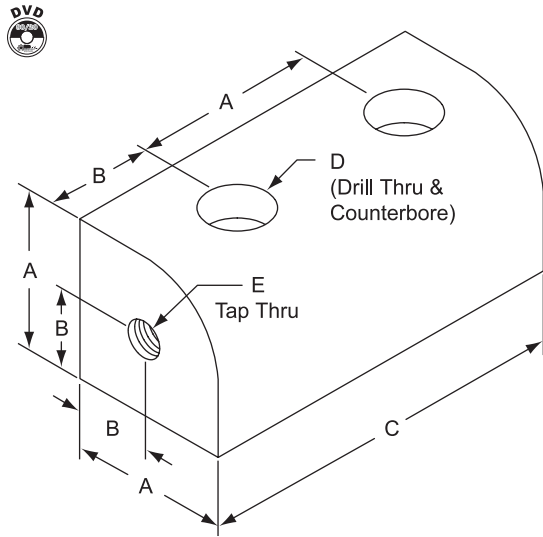
Recommended Pivot Mounting Hardware (Arms to Nub)

Part No.	Qty	Description
3342 ☒	2	1/4-20 x 1/2" FBHSCS
3330	2	5/16-18 x 11/16" FBHSCS

☒ = 10 Series Compatible Part

Part No.	A	B	C	D	Lbs.
4002 ☒	1.000	.500	1/4-20 SHCS	1/4-20 Tap	.079
4402	1.500	.750	5/16-18 SHCS	5/16-18 Tap	.342

Universal Right Angle Pivot Nub



Included Mounting Hardware (Mount Nub to Profile)

Series	Qty	Description
10 ☒	2	1/4-20 x 1" SHCS & Economy T-Nut
15	2	5/16-18 x 1.5" SHCS & Economy T-Nut

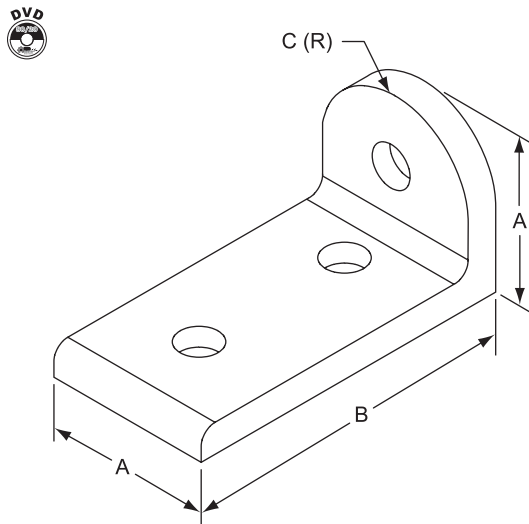
Recommended Pivot Mounting Hardware (Arms to Nub)

Part No.	Qty	Description
3342 ☒	2	1/4-20 x 1/2" FBHSCS
3330	2	5/16-18 x 1 1/16" FBHSCS

☒ = 10 Series Compatible Part

Part No.	A	B	C	D	E	Lbs.
4003 ☒	1.000	.500	2.000	1/4-20 SHCS	1/4-20 Tap	.150
4403	1.500	.750	3.000	5/16-18 SHCS	5/16-18 Tap	.684

"L" Pivot Arm



10 Series Recommended Mounting Hardware for Arms:

Part No.	Qty	Description
3393 ☒	3	1/4-20 x 1/2" BHSCS & Econ T-Nut

For more 10 Series mounting hardware options, see Table G on page 164.

15 Series Recommended Mounting Hardware for Arms:


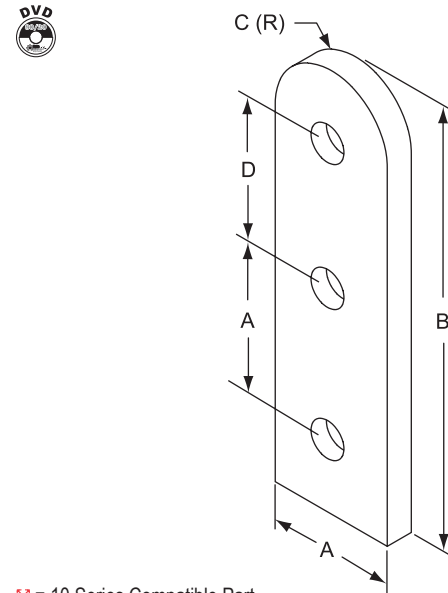
Part No.	Qty	Description
3320	3	5/16-18 x 1 1/16" FBHSCS & Econ T-Nut

For more 15 Series mounting hardware options, see Table N on page 166.

☒ = 10 Series Compatible Part

Part No.	A	B	C (R)	Lbs.
4149 ☒	1.000	2.000	.500	.045
4349	1.500	3.000	.750	.145

3" Pivot Arm/4.5" Pivot Arm



10 Series Recommended Mounting Hardware for Arms:

Part No.	Qty	Description
3321 ☒	3	1/4-20 x 1/2" FBHSCS & Econ T-Nut

For more 10 Series mounting hardware options, see Table G on page 164.

15 Series Recommended Mounting Hardware for Arms:


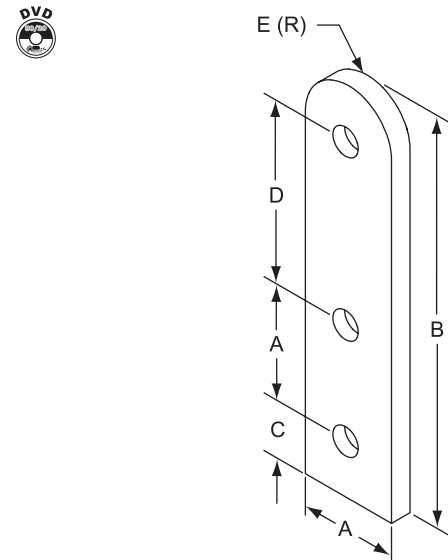
Part No.	Qty	Description
3320	3	5/16-18 x 1 1/16" FBHSCS & Econ T-Nut

For more 15 Series mounting hardware options, see Table C on page 163.

☒ = 10 Series Compatible Part

Part No.	A	B	C (R)	D	Lbs.
4196 ☒	1.000	3.000	.500	1.000	.050
4396	1.500	4.500	.750	1.500	.150

4" Pivot Arm/6" Pivot Arm



10 Series Recommended Mounting Hardware for Arms:

Part No.	Qty	Description
3321 ☒	3	1/4-20 x 1/2" FBHSCS & Econ T-Nut

For more 10 Series mounting hardware options, see Table G on page 164.

15 Series Recommended Mounting Hardware for Arms:

Part No.	Qty	Description
3320	3	5/16-18 x 1 1/16" FBHSCS & Econ T-Nut

For more 15 Series mounting hardware options, see Table C on page 163.

☒ = 10 Series Compatible Part

Part No.	A	B	C	D	E (R)	Lbs.
4199 ☒	1.000	4.000	.500	2.000	.500	.090
4399	1.500	6.000	.750	3.000	.750	.210

Standard Pivot Nub Assemblies – 10 Series



Included Mounting Hardware (Nub to Profile)

Part No.	Qty	Description
3306	1 or 2	1/4-20 x 1" SHCS & Economy T-Nut

Included Mounting Hardware (Nub to Arms)

Part No.	Qty	Description
3342	2	1/4-20 x 1/2" FBHSCS

Recommended Pivot Mounting Hardware (Arms to Profile):

Part No.	Qty	Description
3393	4	1/4-20 x 1/2" BHSCS & Econ T-Nut



Standard Pivot Nub Assemblies – 15 Series



Included Mounting Hardware (Nub to Profile)


Part No.	Qty	Description
3613	1 or 2	5/16-18 x 1 1/2" SHCS & Economy T-Nut

Included Mounting Hardware (Nub to Arms)

Part No.	Qty	Description
3330	2	5/16-18 x 3/8" FBHSCS

Recommended Pivot Mounting Hardware (Arms to Profile):

Part No.	Qty	Description
3320	4	5/16-18 x 11/16" FBHSCS & Economy T-Nut



4

		Individual Part No.					
		4187	4188	4186	4196	4149	
		0° Nub Page 321	90° Nub Page 322	Universal Nub Page 322	3" Arm Page 325	"L" Arm Page 324	
Assembly Part No.	4197 .190 Lbs.				2		
	4198 .190 Lbs.		1		2		
	4195 .265 Lbs.			1	2		
	4153 .185 Lbs.		1			2	
	4154 .185 Lbs.			1		2	
	4156 .265 Lbs.				1	2	
	4157 .190 Lbs.		1			1	1
	4158 .190 Lbs.			1		1	1
	4159 .265 Lbs.				1	1	1

4

		Individual Part No.					
		4387	4388	4386	4396	4349	
		0° Nub Page 321	90° Nub Page 322	Universal Nub Page 322	4.5" Arm Page 325	"L" Arm Page 324	
Complete Assembly Part No.	4397 .665 Lbs.				2		
	4398 .665 Lbs.		1		2		
	4395 .980 Lbs.				1	2	
	4353 .595 Lbs.		1			2	
	4354 .595 Lbs.			1		2	
	4356 .860 Lbs.				1	2	
	4357 .600 Lbs.		1			1	1
	4358 .600 Lbs.			1		1	1
	4359 .865 Lbs.				1	1	1

80/20® Inc.
The Industrial Erector Set®
THE STANDARD

Right Angle Pivot Nub Assemblies – 10 Series



Included Mounting Hardware (Nub to Profile)

Part No.	Qty	Description
3306	1 or 2	1/4-20 x 1" SHCS & Economy T-Nut

Included Mounting Hardware (Nub to Arms)

Part No.	Qty	Description
3342	2	1/4-20 x 1/2" FBHSCS

Recommended Pivot Mounting Hardware (Arms to Profile):

Part No.	Qty	Description
3393	4	1/4-20 x 1/2" BHSCS & Econ T-Nut



Fractional

Right Angle Pivot Nub Assemblies – 15 Series



Included Mounting Hardware (Nub to Profile)


Part No.	Qty	Description
3613	1 or 2	5/16-18 x 1.5" SHCS & Economy T-Nut

Included Mounting Hardware (Nub to Arms)

Part No.	Qty	Description
3330	2	5/16-18 x 3/8" FBHSCS

Recommended Pivot Mounting Hardware (Arms to Profile):

Part No.	Qty	Description
3320	4	5/16-18 x 11/16" FBHSCS & Economy T-Nut



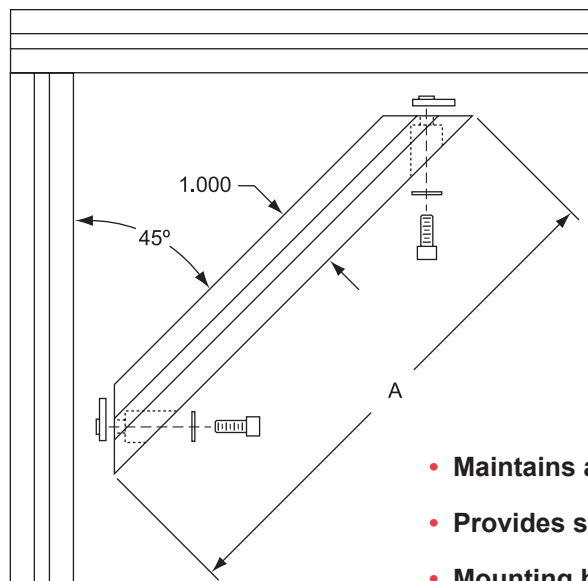
Pivots Up To 90°

Assembly Part No.	Individual Part No.				
	4001	4002	4003	4196	4149
4004 .220 Lbs.	 0° Nub Page 323	 90° Nub Page 323	 Universal Nub Page 324	 3" Arm Page 325	 "L" Arm Page 324
4005 .220 Lbs.	1	1		2	
4006 .330 Lbs.			1	2	
4007 .210 Lbs.	1				2
4008 .210 Lbs.		1			2
4009 .320 Lbs.			1		2

Pivots Up To 90°

Assembly Part No.	Individual Part No.				
	4401	4402	4403	4396	4349
4404 .680 Lbs.	 0° Nub Page 323	 90° Nub Page 323	 Universal Nub Page 324	 4.5" Arm Page 325	 "L" Arm Page 324
4405 .680 Lbs.	1	1		2	
4406 1.020 Lbs.			1	2	
4407 .670 Lbs.	1				2
4408 .670 Lbs.		1			2
4409 .990 Lbs.			1		2


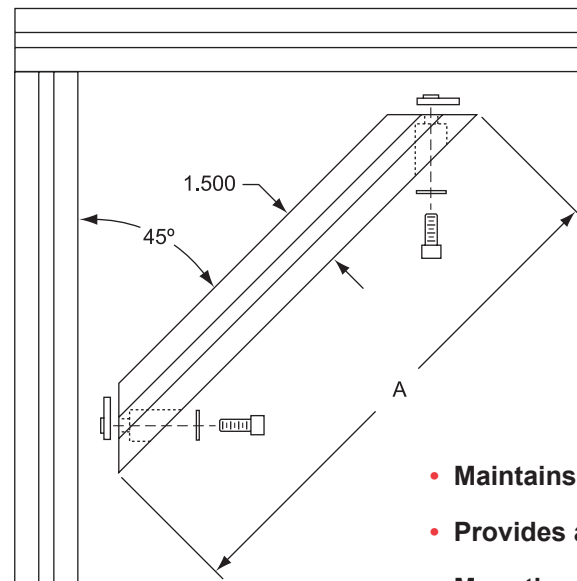
45° Supports – 10 Series



- Maintains a clean, flush connection
- Provides strong right angle support for corners
- Mounting hardware included with each support
- See page 570 for Custom 45° Supports

Part No.	Profile	Length A	Mounting Hardware Included	Lbs.
2565	1010	6.00"	(2) 1/4-20x5/8 SHCS, Washer and Economy T-Nuts	.240
2570	1010	12.00"	(2) 1/4-20x5/8 SHCS, Washer and Economy T-Nuts	.485
2575	1010	18.00"	(2) 1/4-20x5/8 SHCS, Washer and Economy T-Nuts	.725
2566	1020	6.00"	(4) 1/4-20x5/8 SHCS, Washer and Economy T-Nuts	.454
2567	1020	12.00"	(4) 1/4-20x5/8 SHCS, Washer and Economy T-Nuts	.918
2568	1020	18.00"	(4) 1/4-20x5/8 SHCS, Washer and Economy T-Nuts	1.372
2571	1030	6.00"	(6) 1/4-20x5/8 SHCS, Washer and Economy T-Nuts	.694
2572	1030	12.00"	(6) 1/4-20x5/8 SHCS, Washer and Economy T-Nuts	1.403
2573	1030	18.00"	(6) 1/4-20x5/8 SHCS, Washer and Economy T-Nuts	2.097
2574	1030	24.00"	(6) 1/4-20x5/8 SHCS, Washer and Economy T-Nuts	2.820


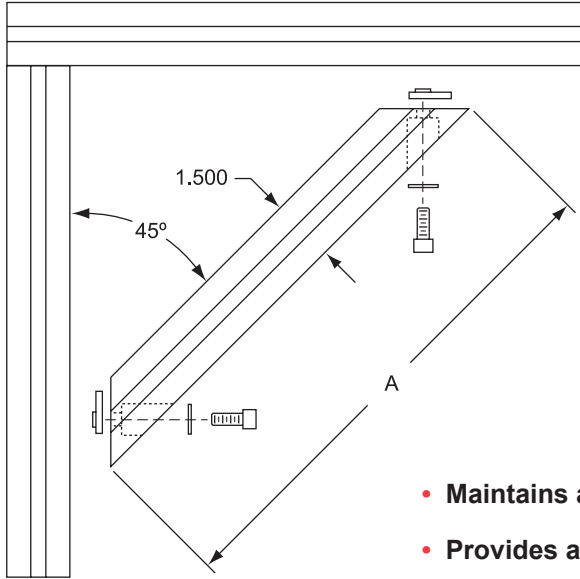
45° Supports – 15 Series with Align-a-Grooves



- Maintains a clean, flush connection
- Provides a strong right angle support for corners
- Mounting hardware included with each support
- See page 570 for Custom 45° Supports

Part No.	Profile	Length A	Mounting Hardware Included	Lbs.
2556	1501	6.00"	(2) 5/16-18x3/4 SHCS, Washer and Economy T-Nuts	.441
2557	1501	12.00"	(2) 5/16-18x3/4 SHCS, Washer and Economy T-Nuts	.951
2558	1501	18.00"	(2) 5/16-18x3/4 SHCS, Washer and Economy T-Nuts	1.421
2559	1501	24.00"	(2) 5/16-18x3/4 SHCS, Washer and Economy T-Nuts	1.945
2525	1515	6.00"	(2) 5/16-18x3/4 SHCS, Washer and Economy T-Nuts	.570
2535	1515	12.00"	(2) 5/16-18x3/4 SHCS, Washer and Economy T-Nuts	1.235
2545	1515	18.00"	(2) 5/16-18x3/4 SHCS, Washer and Economy T-Nuts	1.885
2555	1515	24.00"	(2) 5/16-18x3/4 SHCS, Washer and Economy T-Nuts	2.555
2562	1515-Lite	6.00"	(2) 5/16-18x3/4 SHCS, Washer and Economy T-Nuts	.450
2561	1515-Lite	12.00"	(2) 5/16-18x3/4 SHCS, Washer and Economy T-Nuts	.970
2563	1515-Lite	18.00"	(2) 5/16-18x3/4 SHCS, Washer and Economy T-Nuts	1.450
2564	1515-Lite	24.00"	(2) 5/16-18x3/4 SHCS, Washer and Economy T-Nuts	1.985
2527	1515-UL	6.00"	(2) 5/16-18x3/4 SHCS, Washer and Economy T-Nuts	.574
2528	1515-UL	12.00"	(2) 5/16-18x3/4 SHCS, Washer and Economy T-Nuts	1.051
2529	1515-UL	18.00"	(2) 5/16-18x3/4 SHCS, Washer and Economy T-Nuts	1.527
2532	1515-UL	24.00"	(2) 5/16-18x3/4 SHCS, Washer and Economy T-Nuts	2.003
2530	1530	6.00"	(4) 5/16-18x3/4 SHCS, Washer and Economy T-Nuts	1.035
2540	1530	12.00"	(4) 5/16-18x3/4 SHCS, Washer and Economy T-Nuts	2.130
2550	1530	18.00"	(4) 5/16-18x3/4 SHCS, Washer and Economy T-Nuts	3.435
2560	1530	24.00"	(4) 5/16-18x3/4 SHCS, Washer and Economy T-Nuts	4.460
2578	1530-Lite	6.00"	(4) 5/16-18x3/4 SHCS, Washer and Economy T-Nuts	.885
2579	1530-Lite	12.00"	(4) 5/16-18x3/4 SHCS, Washer and Economy T-Nuts	1.865
2580	1530-Lite	18.00"	(4) 5/16-18x3/4 SHCS, Washer and Economy T-Nuts	2.850
2581	1530-Lite	24.00"	(4) 5/16-18x3/4 SHCS, Washer and Economy T-Nuts	3.840
2526	1545	6.00"	(6) 5/16-18x3/4 SHCS, Washer and Economy T-Nuts	1.605
2531	1545	12.00"	(6) 5/16-18x3/4 SHCS, Washer and Economy T-Nuts	3.461
2536	1545	18.00"	(6) 5/16-18x3/4 SHCS, Washer and Economy T-Nuts	5.174
2541	1545	24.00"	(6) 5/16-18x3/4 SHCS, Washer and Economy T-Nuts	7.090

45° Supports – 15 Series - Smooth



- **Maintains a clean, flush connection**
- **Provides a strong right angle support for corners**
- **Mounting hardware included with each support**
- **See page 570 for Custom 45° Supports**

4

Part No.	Profile	Length A	Mounting Hardware Included	Lbs.
2533	1515-ULS	6.00"	(2) 5/16-18x3/4 SHCS, Washer and Economy T-Nuts	.574
2534	1515-ULS	12.00"	(2) 5/16-18x3/4 SHCS, Washer and Economy T-Nuts	1.051
2537	1515-ULS	18.00"	(2) 5/16-18x3/4 SHCS, Washer and Economy T-Nuts	1.527
2538	1515-ULS	24.00"	(2) 5/16-18x3/4 SHCS, Washer and Economy T-Nuts	2.004
2539	1515-LS	6.00"	(2) 5/16-18x3/4 SHCS, Washer and Economy T-Nuts	.624
2542	1515-LS	12.00"	(2) 5/16-18x3/4 SHCS, Washer and Economy T-Nuts	1.151
2543	1515-LS	18.00"	(2) 5/16-18x3/4 SHCS, Washer and Economy T-Nuts	1.677
2544	1515-LS	24.00"	(2) 5/16-18x3/4 SHCS, Washer and Economy T-Nuts	2.204
2546	1515-S	6.00"	(2) 5/16-18x3/4 SHCS, Washer and Economy T-Nuts	.785
2547	1515-S	12.00"	(2) 5/16-18x3/4 SHCS, Washer and Economy T-Nuts	1.473
2548	1515-S	18.00"	(2) 5/16-18x3/4 SHCS, Washer and Economy T-Nuts	2.160
2549	1515-S	24.00"	(2) 5/16-18x3/4 SHCS, Washer and Economy T-Nuts	2.848
2551	1530-LS	6.00"	(4) 5/16-18x3/4 SHCS, Washer and Economy T-Nuts	1.213
2552	1530-LS	12.00"	(4) 5/16-18x3/4 SHCS, Washer and Economy T-Nuts	2.23
2553	1530-LS	18.00"	(4) 5/16-18x3/4 SHCS, Washer and Economy T-Nuts	3.247
2554	1530-LS	24.00"	(4) 5/16-18x3/4 SHCS, Washer and Economy T-Nuts	4.264
2569	1530-S	6.00"	(4) 5/16-18x3/4 SHCS, Washer and Economy T-Nuts	1.425
2576	1530-S	12.00"	(4) 5/16-18x3/4 SHCS, Washer and Economy T-Nuts	2.655
2577	1530-S	18.00"	(4) 5/16-18x3/4 SHCS, Washer and Economy T-Nuts	3.884
2582	1530-S	24.00"	(4) 5/16-18x3/4 SHCS, Washer and Economy T-Nuts	5.114